



**Convention on the Elimination  
of All Forms of Discrimination  
against Women**

Distr.: General  
13 September 2002

Original: English

---

**Committee on the Elimination of Discrimination  
against Women**

**Consideration of reports submitted by States parties under  
article 18 of the Convention on the Elimination of All Forms  
of Discrimination against Women**

**Fifth periodic report of States parties**

**Japan\***

---

\* For the initial report submitted by the Government of Japan, see CEDAW/C/5/Add.48, Amend. I and Corr.1, considered by the Committee at its seventh session. For the second periodic report submitted by the Government of Japan, see CEDAW/C/JPN/2, considered by the Committee at its thirteenth session. For the third periodic report submitted by the Government of Japan, see CEDAW/C/JPN/3, considered by the Committee at its thirteenth session. For the fourth periodic report submitted by the Government of Japan, see CEDAW/C/JPN/4.



## Contents

Part One.....	8
General Introduction.....	9
1. Orientation of This Report.....	9
2. Current Situation of Women in Japan.....	10
(1) Population.....	10
(2) Education.....	10
(3) Employment.....	11
(4) Promotion of Policies Related to Gender Equality.....	12
(5) Enactment of and Amendments to Laws and Ordinances.....	12
Part Two.....	15
Report by Article.....	15
Article 2.....	15
1. Establishment and Reinforcement of the National Machinery, Institutions and Procedures.....	15
(1) Reinforcement of the National Machinery.....	15
a) Council for Gender Equality.....	15
b) Gender Equality Bureau.....	15
c) Minister for Gender Equality.....	16
d) Headquarters for the Promotion of Gender Equality.....	16
e) Liaison Conference for the Promotion of Gender Equality.....	16
(2) The Inauguration of the Equal Employment, Children and Families Bureau of the Ministry of Health, Labour and Welfare.....	16
2. Measures Taken to Overcome Remaining Obstacles for Women's Equal Participation in Political, Social, Economic, and Cultural Activities.....	17
(1) Promulgation and enforcement of the Basic Law for a Gender-equal Society.....	17
(2) Formulation of the Basic Plan for Gender Equality.....	18
(3) Measures taken by Local Governments.....	18
3. Availability and Effectiveness of Legal Assistance against Discrimination.....	19
(1) Measures for Handling Complaints.....	19
a) Provisions in the Basic Law for a Gender-equal Society.....	19
b) Study and deliberation by the Council for Gender Equality.....	19
(2) Support Services for Violation of Human Rights.....	20
a) The Human Rights Organs of the Ministry of Justice.....	20
b) Civil Legal Aid System.....	20
(3) Training for Personnel in the Justice Field.....	20
4. Information on Violence Against Women.....	21
(1) Current Legal System.....	21
a) Legal System to Protect Women From Violence.....	21
b) Law for Punishing Acts Related to Child Prostitution and Child Pornography, and for Protecting Children (promulgated on 26 May 1999).....	22
c) Law to Make Partial Amendments to Law Concerning Regulation, Rationalization of Work, etc., of Entertainment-related Establishments, etc. (promulgated 20 June 2001).....	22
d) Law for the Prevention of Spousal Violence and the Protection of Victims (promulgated on 13 April 2001).....	22
e) Child Abuse Prevention Law (promulgated on 24 May 2000).....	22
(2) Current Situation Regarding Rape and Indecent Assault.....	22

(3) Support Services for the Victims .....	22
a) Appropriate Support for Victims .....	22
b) Prevention of Repeated Victimization .....	23
c) Measures to Prevent Concealed Damage .....	23
(4) Activities to Eliminate Violence .....	24
a) Considerations by National Machinery .....	24
b) Raising Social Awareness .....	24
c) Survey on Violence between Men and Women .....	25
(5) Prevention of Stalking .....	25
a) The Law on Proscribing Stalking Behavior and Assisting Victims (promulgated 24 May 2000) .....	25
b) Current Situation .....	25
c) Support for Victims .....	25
(6) Sexual Harassment Prevention .....	25
a) Current Legal System .....	25
b) Prevention of Sexual Harassment in the General Workplace .....	26
c) Prevention of Sexual Harassment in Public Service Workplaces .....	26
d) Prevention of Sexual Harassment at Universities and Institutions under the Ministry of Education, Culture, Sports, Science and Technology (MEXT) .....	27
5. Protecting Youth From Sexual and Violent Information .....	27
(1) Establishment of Guidelines and Ordinances .....	27
(2) Efforts in the Field of Education .....	28
6. The Issue Known as “Wartime Comfort Women” .....	28
(1) Government Measures .....	28
(2) Establishment of the Asian Women’s Fund (AWF) .....	28
a) Fund-Raising for the AWF .....	28
b) Atonement Projects Overseas .....	29
c) Programs Underscoring the Lessons of History .....	30
d) Programs to Raise Social Awareness .....	30
(3) Efforts in the Field of Education .....	30
7. Optional Protocol to the Convention on the Elimination of All Forms of Discrimination against Women .....	30
Article 3 .....	31
1. Measures to Ensure the Full Development and Advancement of Women .....	31
(1) Measures for Women with Disabilities .....	31
a) Steady Promotion of the Government Action Plan for Persons With Disabilities .....	31
b) Disabled Person’s Week .....	31
(2) Measures for Elderly Women .....	32
a) Long-term Care Insurance System .....	32
Article 4 .....	33
1. Women’s Participation in the Decision Making Process for Government Policies and Measures .....	33
(1) Provisions in the Basic Law for a Gender-equal Society .....	33
(2) Appointment as members of National Advisory Councils and Committees .....	33
(3) Recruitment and Promotion of National Public Officers .....	33
2. Women’s Participation in the Decision-making Process in Local Government .....	34
(1) Appointment as Members of Advisory Councils and Committees of Local Governments .....	34
(2) Recruitment and Promotion of Local Government Workers .....	34

3. Support for Measures Taken by Private Corporations, Educational and Research Institutions and Other Organizations and Groups .....	35
(1) Support for Female Workers .....	35
a) Positive Action in the Workplace .....	35
b) Appointment of University Faculty Members .....	35
(2) Support for Women Entrepreneurs .....	36
a) Preferential Treatment System for Financing .....	36
b) The Center for the Advancement for Working Women .....	36
c) Measures in the Area of Agriculture .....	36
Article 5 .....	37
Article 5. (a) .....	37
1. Publicity and Enlightenment Activities for the Correction of Stereotyped Perceptions of Gender Roles .....	37
(1) Provisions in the Basic Law for a Gender-equal Society .....	37
(2) Measures taken by Headquarters for the Promotion of Gender Equality .....	37
(3) The Human Rights Organs of the Ministry of Justice .....	37
(4) Measures Taken by Local Governments .....	38
(5) One-month Campaign on Equal Employment Opportunity Between Men and Women .....	38
2. Research and Study .....	38
(1) Specialist Committee on Surveying Effects .....	38
Article 5. (b) .....	39
1. Measures for Promoting Gender Equality in the Family .....	39
(1) Education in the Home .....	39
(2) Support for the Balancing of Work and Family .....	39
2. Research and Study .....	39
(1) Research Committee on Family and Life Style .....	39
Article 6 .....	41
1. Current Situation of Prostitution .....	41
(1) Prostitution-related Crimes .....	41
a) Identified Cases .....	41
b) Situation of Processing for Cases Received on Charges Filed by Citizens or Referred From Police at the Public Prosecutor's Office .....	41
(2) Prostitution and Prostitution-related Crimes by Non-Japanese Women .....	41
a) Situation of Illegal Entry .....	41
b) Illegally Working Non-Japanese Women Processed by the Immigration Bureau .....	41
(3) Diversifying Forms of Prostitution .....	42
2. The Scope of Prostitution and Sexual Exploitation and Measures to Protect Women who were Engaged in Prostitution, and Women Forced to Engage in Prostitution and Related Sexual Exploitation (including Penal Provisions, Prevention and Social Rehabilitation Measures) and the Effects of These Measures .....	43
(1) Prevention of Child Prostitution .....	43
a) Law for Punishing Acts Related to Child Prostitution and Child Pornography, and for Protecting Children .....	43
b) Hosting of the Second World Congress Against Commercial Sexual Exploitation of Children .....	43
(2) Preventing Prostitution by Non-Japanese Women .....	44
a) Current Legal System .....	44
b) Measures Taken by the Immigration Bureau .....	44
c) International Efforts Against Trafficking .....	45

(3) Prevention of Diversifying Forms of Prostitution .....	46
(4) Sex Tours to Developing Countries .....	46
3. Enlightenment Activities and Sex Education .....	47
4. Protection of Women Engaged in Prostitution .....	47
(1) Protection and Rehabilitation for Women in Need of Protection .....	47
(2) Support for Girls .....	47
(3) Protection of Non-Japanese Women .....	48
Article 7 .....	49
1. Women's Participation in the Public Sector .....	49
(1) Provisions in the Basic Law for a Gender-equal Society .....	49
(2) Women Members of the Diet .....	49
(3) Women Ministers .....	49
(4) Women in the Judiciary .....	49
(5) Women National Public Officers .....	50
(6) Women Governors and Mayors in Local Governments .....	50
(7) Women Members in Local Assemblies .....	50
(8) Female Local Government Workers .....	50
a) Female Local Government Workers .....	50
b) Boards of Education .....	50
c) Police Officers .....	50
2. Measures to Disseminate the Periodic Report on Implementation of the Convention and Concluding Observations of the Committee .....	51
Article 8 .....	52
1. Current Situation of Participation of Women in the Policy Decision Making in International Areas .....	52
(1) Provisions in the Basic Law for a Gender-equal Society .....	52
(2) Participation of Women in International Conferences .....	52
(3) Women Working Overseas .....	53
a) International Organizations .....	53
b) Ambassadors .....	53
c) Women Staff of Overseas Establishments of the Ministry of Foreign Affairs .....	53
d) Dispatch to Peace-keeping Operations (PKO) .....	53
(4) Women in Development (WID) .....	53
a) Measures for Official Development Assistance (ODA) .....	53
b) International Exchange and Cooperation in the Field of Education .....	54
c) Postal Savings for International Voluntary Aid .....	55
d) The Center for the Advancement of Working Women (CAWW) .....	55
e) Japanese assistance to Women in Afghanistan .....	55
2. Participation in the Women 2000 Conference .....	55
3. Measures to Widely Disseminate Information on International Commitments of the Government that Have an Influence on Women and Official Documents Published by the International Forums .....	56
Article 10 .....	57
1. Improvement of Education and Learning to Promote Gender Equality .....	57
(1) Gender Equality in Education .....	57
(2) Promotion of Women's Studies and Studies for the Improvement of Women's Rights .....	57

(3) Social Education .....	57
a) Programs in Local Areas .....	57
b) Increasing Study Opportunities for Education in the Home .....	58
(4) Increasing Opportunities for Education and Learning .....	58
(5) Empowerment of Women .....	58
(6) Training for People with Education Related Profession .....	58
2. National Women's Education Center .....	59
(1) Training and Exchange Programs .....	59
(2) Research Programs .....	59
(3) Information Collection and Dissemination .....	59
3. Program for Educational Reform .....	60
4. Career and Vocational Guidance .....	60
Article 11 .....	61
Article 11. 1 .....	61
1. Promotion of Measures to Secure Equal Employment Opportunities .....	61
(1) Implementation of the Equal Employment Opportunity Law .....	61
(2) Raising Awareness for the Revised Equal Employment Opportunity Law .....	61
(3) Formulation of Basic Policy .....	62
a) Basic Policy on Measures for Equal Employment Opportunity .....	62
b) Basic Policy on Measures for Equal Employment Opportunity for Seafarers .....	62
(4) Support for the Realization of Equal Employment Opportunities .....	62
a) Administrative Guidance .....	62
b) Positive Action .....	63
c) Measures to Prevent Sexual Harassment .....	63
d) Resolution of Individual Disputes .....	63
e) Review on So-called Indirect Discrimination .....	64
2. Organization of Employment Conditions within the Diversifying Forms of Employment .....	64
(1) Part-time Workers .....	64
(2) Dispatch Worker .....	65
Article 11. 1. (c) .....	66
1. Policies to Enable Flexible Choice of Profession .....	66
(1) Development of Vocational Ability .....	66
(2) Career and Employment .....	66
a) Career and Vocational Guidance .....	66
b) Promotion and Cultivation of Work-related Consciousness and Awareness among Female Students .....	66
2. The Center for the Advancement of Working Women .....	67
Article 11. 1. (d) .....	68
1. Equal Remuneration in Respect of Work of Equal Value .....	68
2. Measurement and Quantification of Women's Unpaid Work in the Household .....	68
(1) Basic Survey Related to Time-Budget .....	68
(2) Valuation of Unpaid Work .....	69
Article 11. 2. (c) .....	70
1. Establishment of Systems for Child Care and Family Care .....	70
(1) Provisions in the Basic Law for a Gender-equal Society .....	70
(2) Revisions of the Child Care and Family Care Leave Law .....	70
(3) Revision of the Employment Insurance Law .....	71

(4) Support for Child Raising .....	71
a) Support Measures for the Balancing of Work and Child Raising .....	71
b) Diverse and High Quality Child Care Services .....	72
c) Development of Day-Care Centers .....	72
d) After-School Measures for Children .....	72
e) Support for Child Raising in Kindergarten .....	72
(5) Establishment of the Long-term Care Insurance System .....	73
(6) Support to Make Work Compatible With Nursing of Family Members .....	73
a) Developing an Environment Which Makes it Easier to Continue to Work While Nursing Family Members .....	73
b) Support for Re-employment .....	74
Article 12 .....	75
1. Maintaining and Promoting the Health of Women Throughout Their Lives .....	75
(1) Overview of "Sukoyaka Family 21 Plan" .....	75
(2) Health Support Service .....	75
(3) Sex Education and Enlightenment .....	75
(4) Supporting the Health of Women Throughout Their Lives .....	76
a) Adolescents .....	76
b) Period of Pregnancy and Childbirth .....	76
c) Adulthood and Senility .....	77
2. Measures against Problems that Threaten the Health of Women .....	78
(1) Measures against HIV/AIDS, Sexually Transmitted Disease .....	78
(2) Education on and Understanding of HIV/AIDS .....	79
Article 13 .....	80
Article 13. (b) .....	80
1. Measures for Fatherless Families and Widows .....	80
Article 14 .....	81
1. Special Considerations for Rural Women .....	81
(1) Women Engaged in the Agriculture, Forestry and Fisheries Industry .....	81
(2) New Laws and Ordinances Enacted for the Creation of a Gender-equal Society in rural areas .....	81
(3) Reforming Consciousness and Behavior in All Places .....	81
(4) Creating an Environment Conducive to the Lives and Activities of Women .....	82
(5) Wages and Salary in Family Business .....	82
(6) Wages and Salary in Corporate Business .....	82
2. Ensuring the Participation of and Benefits to Women in the Development of Rural Areas .....	83
(1) Farmer's Pension Fund .....	83
(2) Women Entrepreneurs .....	83
(3) Technical and Management Guidance in Agriculture, Forestry and Fisheries .....	83
(4) Financing for Women .....	84
(5) Overall Extension Service of Home Economics .....	84
Article 16 .....	85
1. Study on Amendment to Civil Code .....	85
2. Domestic Violence .....	85
(1) Current Legal System .....	85
(2) Violence Among Spouses .....	86
a) Current Situation .....	86
b) Law for the Prevention of Spousal Violence and the Protection of Victims .....	86

c) Action to Eliminate Violence .....	86
d) Spousal Violence Counseling and Support Centers .....	87
e) Outline for Implementing Measures to Protect Women and Children .....	87
f) The Human Rights Organs of the Ministry of Justice .....	87
g) Civil Legal Aid System .....	87
(3) Prevention of Child Abuse .....	88
a) Child Abuse Prevention Law .....	88
b) Protection of Abused Children .....	88
c) Publicizing the Obligation to Notify Among People Involved in Education .....	88
d) The Human Rights Organs of the Ministry of Justice .....	88
(4) Discrimination Against Girl's Rights and Human Rights Infringement .....	89



## Part One

### General Introduction

#### 1. Orientation of This Report

This is Japan's fifth periodic report submitted to the Secretary-General of the United Nations in accordance with Article 18 of the "Convention on the Elimination of All Forms of Discrimination against Women" (hereinafter referred to as "Convention on the Elimination of Discrimination against Women" or "the Convention," which Japan ratified in 1985.

Up to this point, Japan has submitted four periodic reports. Japan submitted its First Periodic Report (CEDAW/C/5/Add.48) in March 1987, which was considered at the seventh session of the Committee on the Elimination of Discrimination against Women in February 1988. Its Second Periodic Report (CEDAW/C/JPN/2) was submitted in February 1992, and the Third Periodic Report (CEDAW/C/JPN/3) was submitted in October 1993, and they were considered collectively at the thirteenth session of the Committee in January 1994. The Fourth Periodic Report (CEDAW/C/JPN/4) was submitted in July 1998, and is yet to be considered.

The present report covers developments on the implementation of the Convention in Japan for a period of about four years from the completion of the Fourth Periodic Report in May 1998 up to April 2002.

Upon drafting the present report, taking note of the Concluding Observations of the Committee on the second and third periodic reports, a wide array of public opinions was collected so that these opinions could be reflected accordingly in the report. Concrete examples are as follows: Consultations regarding items to be incorporated into the Fifth Periodic Report and activities of related NGOs and other organizations were conducted in writing in August 2001 with leading bodies and eminent persons such as from local government offices, government-designated cities and gender equality declaration cities, women's groups as well as various kinds of groups, women members of the Diet, and members of the Council for Gender Equality; at the same time, further consultations were extended to the general public through using the Internet website of the Gender Equality Bureau of the Cabinet Office, which acts as the secretariat responsible for compiling this report; also, on 31 August 2001, the Liaison Conference for the Promotion of Gender Equality (Egalite Network), an organization within the National Machinery for the advancement of the status of women in Japan held a hearing on items to be incorporated in this report and directly heard opinions of approximately 100 attendances from NGOs and others.

As a result, a total of 276 answers and opinions were submitted from NGOs, out of which 215 came from groups, 51 from individuals, and 10 were anonymous. In March 2002, a meeting for information and opinion exchange was held with the attendance of approximately 60 individuals from NGOs, local governments and others to follow up these opinions and to introduce major related measures taken by the Government. The opinions collected through these consultations were referred hereto upon compilation of this report.

As a party to the Convention, the Government of Japan commits itself to continuing its efforts to eliminate all forms of discrimination against women, and to realize a gender-equal society.

## 2. Current Situation of Women in Japan

### (1) Population

As of 2000, the population of Japan was 126.93 million, of which women account for 64.82 million, or approximately 51% of the population.

The total fertility rate (which refers to the total of birth rates for women by age group in a given year) continued to decline, and after the historic low of 1.34 recorded in 1999, the rate in 2000 was 1.36, continuing the lowest levels in the post-war period. One of the main reasons for the declining birth rate is thought to be the results of the increasing rate of people who remain unmarried and a continued trend to marry at a later stage in life. The average age for first marriage is rising each year and now stands at 27.0 years for women and 28.8 years for men. In addition, out of women in their late twenties, who used to account for the highest birth rate, approximately half of them are unmarried. The percentage of women remaining unmarried in their thirties is also increasing. Moreover, the number of couples who remain childless is increasing and the average number of children for married woman is forecast to decline in the future, although the later figure has been assumed to remain stable at 2.2.

At the same time, life expectancy is rising, standing at the highest level in the world: 84.60 years for women and 77.72 years for men in 2000. The elderly population (the population aged 65 and above) comprised 22.01 million, and the aging rate (the proportion of elderly population to total population) stood at 17.3%. Of this number, women accounted for 12.78 million, which translates into 72.1 men for every 100 women.

Given the declining birth rate and the extension of the average life expectancy, it is forecast that a rapid conversion in the population demographic from a barrel shaped graph to an inverse pyramid will take place as a result of the increasing rate of population decrease, and the growing trend towards fewer children and the increase of the aged. According to future projections, the total population will reach a peak in 2006, after which it will begin to decline. It is forecast that by 2050 the population will have shrunk by more than 20% of its current level, and that the elderly population will continue to increase until 2043, with the elderly population growing by 60% of its current level in 2050. As a result, the aging rate continues to grow rapidly and it is forecast to rise to 28.7% in 2025 and 35.7% in 2050.

### (2) Education

In 2001, the advancement rate in high schools (excluding those students advancing to correspondence courses in upper secondary schools) stood at 96.7% for girls (95.0% for boys), which has been higher than that for boys since 1969. The percentage of girls who advance to universities and junior colleges is also increasing: 48.5% (48.7% for boys) in 2001. In terms of the university (undergraduate) advancement rate, a gap between boys and girls still exists, but it is narrowing: 32.7% for girls and 46.9% for boys.

Taking a look at the proportion of women by each subject in the various departments of colleges and universities in 2001, the subjects where women occupy the majority were home economics (94.5%), arts (69.2%), humanities (67.2%) and education (59.6%). At the same time, the proportion of women is increasing in such subjects as social sciences (28.6%), agriculture (40.4%), science (25.3%) and engineering (10.3%), in which the proportion has historically been low.

### (3) Employment

In 2000, the women labour force (the sum of the employed and the unemployed over the age of 15) was 27.53 million. This represents a consecutive decrease over two years, reflecting the decrease in younger population. Women account for 40.7% of the total labour force. 1.23 million of the women labour force were unemployed, resulting in an unemployment rate of 4.5% (the unemployment rate for men was 4.9%). These figures are at almost the same level as the previous year, in which the worst employment rate was recorded due to the economic downturn.

The women labour force participation rate (the percentage of the labour force in the population over 15 years of age) was 49.3%, a continuing decrease from the previous year (the men labour force participation rate was 76.4%). The women labour force participation rate by age groups formed an M-shaped curve, with the rates for women aged 20-24 (72.7%) and 45-49 (71.8%) at the peaks and that for women at the child bearing and raising aged 30-34 (57.1%) at the bottom. Compared to 1990, the women labour force participation rates have increased, with the exceptions of the 15-24 age group, who are increasingly receiving advanced education, and the over 65 age group. It should be noted that an upward trend in the middle-aged and older groups of 50-54 and 55-59 has been growing, in addition to a substantial rise in the 25-29 age group. With regard to the women labour force participation rates by marital status, the rate for the unmarried stood at 62.2%, showing an increase from the last report, 49.7% for those who are married, and 31.0% for the divorced and/or the widowed. Although approximately half of the married women participate in the labour force, the women labour force participation rate for women with children under the age of three still remains as low as 28.0%.

As for wages, scheduled salaries for women employees were 65.5% of those for men employees, if part-time workers are not included, in June 2000. Even though the wage difference between men and women is still high, there is some improvement compared to the 62.5% of 1995. This gap is caused by such factors as length of service, academic background, field of employment, rank at work, working hours and others, out of which length of service and rank at work play a large role. In 2000, the average length of service at one company for women was 8.8 years. Although the length had been extended compared with 7.9 years in 1995, it was still shorter than that of men at 13.3 years. Comparison of the wages of standard workers (workers who are employed upon graduating from educational institutions and continue to work under the same employers) between men and women, based on the same conditions in terms of length of service, age and academic background, shows the following. In 2000, among university or college graduates, the wage of women workers aged 20~24 make up 94.6 if that of men workers is put at 100, and likewise that for women workers aged 50~54 make up 82.2, marking the widest gender gap.

The number of part-time workers (non-agriculture and forestry employees whose working hours are less than 35 hours per week) has increased conspicuously in recent years. In 2001 women part-time workers accounted for 68.8% of the total part-time workers and 39.3% of the total women employees. Part-time workers play a large part in Japan's economy, however, compared to regular workers there are problems with employment stability and benefits.

Though the women labour force participation rate has been increasing over time, research on marital life shows that men spend substantially less time on housework than women even when both of them are working. Furthermore, when asked about the burdens women feel towards marriage, "burden of housework" and "burden of managing both housework and a job" accounted for nearly 40%. As is evident from this research, married women still bear a great burden of housework.

(4) Promotion of Policies Related to Gender Equality

“The Basic Law for a Gender-equal Society” was promulgated and enforced in June 1999. In December 2000 the Government approved the “Basic Plan for Gender Equality” as the first plan based on “the Basic Law for a Gender-equal Society.”

As part of the administrative reform of Central Government in January 2001, the Council for Gender Equality and the Gender Equality Bureau were established within the Cabinet Office. Through this reform Japan’s national machinery was reinforced.

Currently, under this strengthened system, the Government is comprehensively implementing measures based on “the Basic Law for a Gender-equal Society” and the “Basic Plan for Gender Equality.”

(5) Enactment of and Amendments to Laws and Ordinances

i) Law for Punishing Acts Related to Child Prostitution and Child Pornography, and for Protecting Children (promulgated on 26 May 1999)

This law, which came into effect in November 1999, prescribes punishments for acts related to child prostitution, intermediation and solicitation of child prostitution, sales, distribution and public display of child pornography as well as buying or selling a child for the purpose of making the child be a party to child prostitution. This Law also establishes measures including the provision of appropriate protection to children who have suffered physically and/or mentally from said acts. The Law came into force in January 1999.

ii) The Basic Law for a Gender-equal Society (promulgated on 23 June 1999)

The purpose of this Law is to promote the formation of a gender-equal society by laying out the basic principles, clarifying the responsibilities, and stipulating provisions to form the basis of policies. The Law came into force in June 1999.

iii) Law to Make Partial Amendments to Laws, etc. to Ensure Appropriate Management of Dispatch Undertakings and the Working Conditions of Dispatched Workers (promulgated on 7 July 1999)

This Law liberalizes allowable types of work in principle, on the premise that measures to protect the dispatched worker is strengthened, including the introductions of regulation on protection of personal information and measures to be taken by the dispatch undertakings. The Law came into force on 1 December 1999.

iv) The Basic Law on Food, Agriculture and Rural Areas (promulgated on 16 July 1999)

This Law sets a provision for women’s involvement in agriculture. It also stipulates that the State shall promote the creation of an environment in which women’s roles in farm management are fairly accessed and women can be provided with opportunities to become involved in farm management and other relevant activities on a voluntary basis. The Law came into force on 16 July 1999.

v) Law Concerning Partial Amendment to the Employment Insurance Law, etc. (promulgated on 12 May 2000)

In the wake of a drastic review of benefits and burdens of employees, the benefit rates for childcare leave and family care leave were raised from 25% to 40% of their wages before their leave. The law came into force on 1 January 2001.

- vi) The Law on Proscribing Stalking Behavior and Assisting Victims (promulgated on 24 May 2000)

The Law provides administrative measures for dealing with stalking such as issuing of warnings and restraining orders as well as measures for arrests. It also stipulates that the police provide assistance to victims of stalking behavior and the like, as well as support from the Government, local public organizations, relevant businesses and local residents.

- vii) Child Abuse Prevention Law (promulgated on 24 May 2000)

The purpose of this Law is to promote the implementation of measures against child abuse (physical, psychological, sexual abuse and neglect). The law came into force on 20 November 2000.

- viii) Law Concerning Partial Amendments to the Child Allowance Law (promulgated on 26 May 2000)

The age limitation of children for whom child allowance is receivable was extended from the three years old to the end of the first fiscal year after the child becomes six years old (prior to the start of compulsory education). The law came into force on 1 June 2000.

- ix) Cabinet Ordinance of the Council for Gender Equality (promulgated on 7 June 2000)

The Cabinet Ordinance sets provisions on the organization, members and other staff of the Council for Gender Equality established in the Cabinet Office along with other necessary items related to the Council

- x) Law for the Prevention of Spousal Violence and the Protection of Victims (promulgated on 13 April 2001)

The Law stipulates the development of the Woman's Consulting Office functions as a Spousal Violence Counseling and Support Center, and introduces the protection order system. The law fully came into force on 1 April 2002.

- xi) Law to Make Partial Amendments to Law on Control and Improvement of Amusement and Entertainment Business (promulgated on 20 June 2001)

The Law stipulates the provisions to strengthen regulations on so-called telephone clubs and image transmitting type sex-related amusement special business.

- xii) Law on Promoting the Resolution of Individual Labour Disputes (promulgated on 11 July 2001)

The purpose of the Law is to facilitate prompt and appropriate settlement of disputes between workers and business owners concerning labour relations. The law came into force 1 October 2001.

- xiii) The Law to make a Partial Amendment to the Law Concerning the Welfare of Workers Who Take Care of Children or Other Family Members Including Child Care and Family Care Leave (promulgated on 16 November 2001)

The Law prohibits unfair treatment on the grounds of taking childcare leave, etc. and also establishes a right to claim exemptions from overtime work. The law fully came into force on 1 April 2001.

- xiv) Law Concerning Partial Amendment to the Child Welfare Law (promulgated on 30 November 2001)

The Law intends to strengthen the monitoring system of non-registered day-care facilities, to clarify the duties of Child Committee members and improve their quality. Although the strengthened monitoring system and other related measures will be implemented on the day designated by a separate Cabinet

Order, the revitalization of activities of the Child Committee members was implemented on 1 December 2001.

- xv) Law Concerning Partial Amendment to the Law of Public Health Nurses, Midwives and Nurses (promulgated on 12 December 2001)

The Law intends to unify the titles for public health nurses, nurses, and assistant nurses, which used to be named differently according to their gender. In order to express their profession appropriately, gender neutral and professional titles were given. The law came into force on 1 March 2002.

## Part Two

### Report by Article

#### Article 2

#### 1. Establishment and Reinforcement of the National Machinery, Institutions and Procedures

##### (1) Reinforcement of the National Machinery

As part of the measures to strengthen the Cabinet's functions on the occasion of the Central Government Reform in January 2001, the Cabinet office was newly established as the administrative body responsible for carrying out planning and overall coordination of policies among ministries from a higher position within the government structure. The Cabinet Office is responsible for "the promotion of the formation of a gender-equal society" as one of the most important issues of the Government. In the midst of the Central Government Reform, which primarily aimed at downsizing the entire government, the "Council for Gender Equality" and the "Gender Equality Bureau" were newly established in the Cabinet Office, and the enhanced structures were set in place to promote policies towards the realization of a gender-equal society.

##### a) Council for Gender Equality

As a result the Central Government Reform in January 2001, the Council for Gender Equality was established, which has taken over and expanded the functions of its predecessor organization bearing the same name, the former Council for Gender Equality. The Chief Cabinet Secretary is the chairperson of this Council and its membership comprises 12 Ministers designated by the Prime Minister and 12 persons of learning and experience appointed by the Prime Minister. The functions of the Council are as follows: In addition to surveying and deliberating on basic policies, measures and important issues concerned with promoting the formation of a gender-equal society, the Council monitors the implementation of government measures promoting the formation of a gender-equal society and surveys the effects of government measures on the formation of a gender-equal society.

As of April 2002, the following four specialist committees have been established under the Council to deliberate various issues relating to the formation of a gender-equal society:

- "The Specialist Committee on Basic Issues;"
- "The Specialist Committee on Violence against Women;"
- "The Specialist Committee on Monitoring and Handling Complaints;" and
- "The Specialist Committee on Surveying Effects."

So far, the Council for Gender Equality has approved the following comments:

- "Comments on the Policies on Support Measures for the Balancing of Work and Child Raising;" and
- "Comments towards Smooth Enforcement of the Law for the Prevention of Spousal Violence and the Protection of Victims."

##### b) Gender Equality Bureau

The Gender Equality Bureau of the Cabinet Office is tasked with the following:

- function as a secretariat to the Headquarters for the Promotion of Gender Equality and the Council for Gender Equality;
- formulation of plans and overall coordination within the government as a whole regarding the promotion of the formation of a gender-equal society, based on "the Basic Law for a Gender-equal Society" and the "Basic Plan for Gender Equality;"
- promotion of measures based on the "Basic Plan for Gender Equality;" and
- promotion of public awareness in a spirit of gender equality throughout the entire society, including efforts made through cooperation with local governments and private bodies.

c) Minister for Gender Equality

The "Minister for Gender Equality" was newly appointed as one of the "Ministers of State for Special Missions" in the Cabinet Office, which were created as part of measures to strengthen the Central Government Reform. For further effective and speedy policy coordination relating to gender-equality, the Chief Cabinet Secretary is also appointed as the Minister for Gender Equality.

d) Headquarters for the Promotion of Gender Equality

In order to enhance smooth and effective promotion of measures related to the formation of a gender-equal society, the Headquarters for the Promotion of Gender Equality (President: Prime Minister, Vice President: Chief Cabinet Secretary, Members: All Cabinet Ministers) was established within the Cabinet, in 1994. So far, the Headquarters for the Promotion of Gender Equality has made, among others, the following decisions:

- promotion of the appointment of women to national advisory councils and committees; and
- enlargement of the recruitment and promotion of female national public officers.

e) Liaison Conference for the Promotion of Gender Equality

In September 1996, the Liaison Conference for the Promotion of Gender Equality (Egalite network) was inaugurated in order to promote exchange of information and ideas with people in various fields of society, and to facilitate communication among NGOs. The Liaison Conference is composed of 16 intellectuals and a number of individuals representing various fields of society who accepted the offer from the Chief Cabinet Secretary to participate. This Conference is engaged in opinion and information exchange regarding important policy measures and international conferences, and also in the creation and distribution of pamphlets for publicity, among other activities.

(2) The Inauguration of the Equal Employment, Children and Families Bureau of the Ministry of Health, Labour and Welfare

On 1 April 2000, the Prefectural Labour Standards Offices, Prefectural Women's and Young Workers' Offices, Prefectural Employment Security Divisions and Employment Insurance Divisions, which had been the former Ministry of Labour's subsidiary offices, were integrated into the Prefectural Labour Bureaus. At the same time, the Prefectural Women's and Young Workers' Offices became the Equal Employment Departments of the Prefectural Labour Bureaus, which took on the same responsibilities. This integration enabled the Prefectural Labour Bureaus to implement cross-field measures effectively, including labour standards administration and employment security administration, and to implement labour administration comprehensively and efficiently.



On 6 January 2001, on the occasion of the Central Government Reform, the Women's Bureau of the former Ministry of Labour and the Children and Families Bureau of the former Ministry of Health and Welfare were unified into the Equal Employment, Children and Families Bureau of the newly integrated Ministry of Health, Labour and Welfare. The Equal Employment, Children and Families Bureau, from the perspectives of both the "working parent" and "child," is now advancing comprehensive and unified measures, including enhancement of supportive measures for success in both career and family life, and childcare services.

## 2. Measures Taken to Overcome Remaining Obstacles for Women's Equal Participation in Political, Social, Economic, and Cultural Activities

### (1) Promulgation and enforcement of the Basic Law for a Gender-equal Society

The Constitution of Japan stipulates respect for the individual and equality between the sexes, and steady progress had been made through legislative efforts toward the realization of gender-equality in line with developments in the international community. However, the necessity for a framework that comprehensively advances gender-equality had also been pointed out. Thus, a decision to advance the consideration on a basic law to actualize and advance a gender-equal society was incorporated into the domestic action plan, the "Plan for Gender Equality 2000," formulated in December 1996. Accordingly, in November 1998, the former Council for Gender Equality submitted the report "the Proposal for a Basic Law Designed to Promote a Gender-equal Society," in which the establishment of such a law was proposed by clarifying its necessity, basic principles and contents. Taking this report into consideration, the Government drafted the bill for "the Basic Law for a Gender-equal Society," which led to the promulgation and enforcement of the law in June 1999.

"The Basic Law for a Gender-equal Society" lists the basic principles relating to the formation of a gender-equal society as follows:

- i) respect for the human rights of women and men;
- ii) consideration of social systems or practices;
- iii) joint participation in planning and deciding policies, etc.;
- iv) managing activities in family life and other activities; and
- v) international cooperation.

Based on these basic principles, the law stipulates the roles of the State, local governments, and citizens as their respective responsibilities in the formation of a gender-equal society. At the same time, as basic policies to promote the formation of a gender-equal society, the law states that the Government is responsible for formulating the "Basic Plan for Gender Equality," which is the central framework for the comprehensive and systematic promotion of the formation of a gender-equal society and also that prefectures are obliged to create their own plans, taking into account the Government's Basic Plan. Furthermore, it stipulates consideration which shall be given to the formation of a gender-equal society when formulating policies, and handling complaints in regard to policies implemented by the Government, and support for local governments and private bodies.

In addition, on the occasion of the Central Government Reform in January 2001, the stipulations in Chapter 3 of the basic law that governed the former Council for Gender Equality were revised into those for the current Council for Gender Equality that is the successor of the former council.

As described above, the establishment of "the Basic Law for a Gender-equal Society" was a milestone in the history of the formation of a gender-equal society in Japan.

## (2) Formulation of the Basic Plan for Gender Equality

In December 2000, the Cabinet made a decision to adopt the "Basic Plan for Gender Equality" as the first plan under "the Basic Law for a Gender-equal Society."

This plan was based upon the "Plan for Gender Equality 2000" formulated by the Headquarters for the Promotion of Gender Equality in December 1996, also taking into account the former Council for Gender Equality's reports "Basic Philosophy behind Formulation of a Basic Plan for Gender Equality" (September 2000) and "Basic Measures pertaining to Violence against Women" (July 2000). The outcome of the Special Session of the General Assembly "Women 2000" was also taken into consideration. At the same time, during this formulation process, opinions and requests were widely gathered from people in various fields of society, and efforts were made to reflect them into the plan as much as possible.

In this Basic Plan, 11 important objectives\* were set out together with long-term policy directions up to the year 2010 and concrete measures to be implemented by the end of FY2005 for each of them.

Through increased cooperation with local governments and people from various sectors of society, the Government will ensure the formation of a gender-equal society by steadily implementing measures listed in this plan.

### \*11 Important Objectives

- i) Expand women's participation in policy decision-making processes
- ii) Review social systems and practices and raise awareness from a gender-equal perspective
- iii) Secure equal opportunities and treatment in the field of employment
- iv) Build partnerships in agricultural, forestry and fishing villages
- v) Support efforts of women and men to manage their work with their family and community life
- vi) Develop conditions that allow senior citizens to live with peace of mind
- vii) Eliminate all forms of violence against women
- viii) Support lifelong health for women
- ix) Respect women's human rights in the media
- x) Promote gender equality to facilitate diversity of choice through enrichment of education and learning
- xi) Contribute to the "equality, development and peace" of the global community

## (3) Measures taken by Local Governments

"The Basic Law for a Gender-equal Society" stipulates that each prefecture shall formulate a Prefectural Plan for Gender-equality in accordance with the "Basic Plan for Gender Equality." At the same time, municipalities are encouraged to formulate Municipal Plans for Gender-Equality, taking into consideration both the Basic Plan and the Prefectural Plans. As of April 2001, every prefecture had already formulated such a plan. As for municipalities, the rate of formulation remains at 19.4%.

Formulation of comprehensive plans is one of the effective measures to promote comprehensive and systematic advancement of a gender-equal society in the local communities. The Cabinet Office, therefore, provides necessary information to local governments. In particular, the Cabinet Office actively supports municipalities by creating and providing manuals in order to help them formulate their plans.

In addition, in prefectures and municipalities, formulation of the ordinances regulating basic measures to promote the formation of a gender-equal society has been advanced. 35 prefectures and 55 municipalities have the ordinances in effect, as of April 2002. In the process of making the ordinances, cooperation from NGOs has been seen.

As of April 2001, in 35 prefectures and 190 municipalities, a comprehensive facility for women and gender-equality has been established as a center for information and group activities. In addition, in order to cooperate with private bodies, local governments engage in supportive activities such as organizing private bodies, providing information, information and exchange activities through private organization networks by holding regular meetings and exchange events, publishing in-house magazines and pamphlets and so on.

### 3. Availability and Effectiveness of Legal Assistance against Discrimination

#### (1) Measures for Handling Complaints.

##### a) Provisions in the Basic Law for a Gender-equal Society

In Article 3 of “the Basic Law for a Gender-equal Society,” concerning respect for human rights of women and men it is provided, “Formation of a Gender-equal Society shall be promoted based on respect for the human rights of women and men, including: respect for the dignity of men and women as individuals; no gender-based discriminatory treatment of women or men; and the securing of opportunities for men and women to exercise their abilities as individuals.” In Article 17, it is also provided, “The State shall take necessary measures for handling complaints in regard to policies implemented by the Government which are related to promotion of formation of a Gender-equal Society or which are recognized as influencing formation of a Gender-equal Society, and necessary measures intended for relief of victims whose human rights have been infringed through factors impeding formation of a Gender-equal Society including gender-based discriminatory treatment.”

##### b) Study and deliberation by the Council for Gender Equality

As a part of its duties, the Specialist Committee on Monitoring and Handling Complaints established under the Council for Gender Equality has been conducting studies and deliberations regarding the handling of complaints related to the government’s policies and the relief of victims whose human rights have been infringed under “the Basic Law for a Gender-equal Society”.

The Specialist Committee on Monitoring and Handling Complaints has held hearings on the complaint processing system, counseling operations systems at women-related facilities in local governments, and on an administrative counseling system and the human rights protection system. In addition, in order to assess the current situation of the complaint processing systems in local governments, hearings were held in three locations in the nation by interviewing experts involved in the processing.

For the future, by also taking the results of deliberations into consideration, it is planned to utilize actively the existing administrative consulting system and human rights protection system. If necessary, consideration on the modalities of a new complaint processing system fitting for the actual situation in Japan will be undertaken.

## (2) Support Services for Violation of Human Rights

### a) The Human Rights Organs of the Ministry of Justice

The Human Rights Organs of the Ministry of Justice have actively addressed human rights problems relating to women, such as spousal or partner abuse, sexual harassment in the workplace, or stalking activities. In July 2000, with the intent to improve human rights counseling system, a counseling hotline called "Women's Rights Hotline" was introduced in 50 Legal Affairs and District Legal Affairs Bureaus. In order to give women easier access to the service, arrangements have been made so that in principle, female Human Rights Volunteers or staff members of the above Bureaus as well as women's rights experts serve as counselors.

In receiving human rights inquiries, the Human Rights Organs try to help resolve the problem of the inquirers. Depending on the case, they notify a relevant authority or agency of the case, refer the case to the Legal Aid Association, or give advice to the inquirers. When recognizing an incident of suspected human rights violation involving women such as spousal or partner abuse, sexual harassment in the workplace or stalking activities, the Human Rights Organs conduct prompt investigation into the case to determine the fact, and take steps appropriate for the case as well as educate the person involved about respect for human rights. Thus, they endeavor to provide redress for the victims and prevent human rights violations.

The Government submitted the Human Rights Protection Bill to the Diet in March 2002 in order to introduce a drastic reform of the current human rights protection system. The bill prohibits human rights violation such as discrimination or ill treatment including gender discrimination or sexual harassment, and provides for the establishment of the Human Rights Commission, an independent administrative commission, and a new human rights remedy system to be operated mainly by the Commission. The new mechanism is designed to provide proper and prompt redress for and effective prevention of damages caused by human rights violations.

### b) Civil Legal Aid System

The Civil Legal Aid System, designed to provide assistance in litigation, etc., is operated by the Legal Aid Association, a designated nonprofit organization, with the aid of subsidies from the Government. A woman who has been victimized and who meets the following requirements is eligible for assistance such as temporary payment of legal representation when she brings an action for damages:

- i) she passes a means test;
- ii) she has, if anything, the prospect for winning a case; and
- iii) it is desirable in the interests of justice to grant her legal aid.

## (3) Training for Personnel in the Justice Field

Public prosecutors, according to their years of experience, undertake training dealing with violence against women, victim protection and other related themes. In the Public Prosecutor's Office, when exercising its punitive authority for domestic violence cases, due consideration has been given to the magnitude of the case and the effect that the punishment will have on the family together with the perspective of attempting to deal appropriately with each case based on its merits. In the normal situation senior partners provide guidance and supervision regarding these practices where appropriate.

As for judges, the Government recognizes as follows. As part of various training and seminars, lectures are provided, focusing mainly on international human rights agreements, domestic discrimination issues, and activities of the Council for Human Rights Promotion. Lectures concerning the prevention of sexual harassment are also conducted, and in the same manner as research into issues of juvenile delinquency and family affairs cases, protection and welfare curriculum relating to and including women's rights has been arranged. Lectures on Prevention of "Spousal Violence and the Protection of Victims Law" and lectures centered around a gender-equal society with reference to the eradication of violence toward women have also been held.

As for correctional officers, courses on constitutional and human rights, including gender-equality related issues, are provided in various training at Training Institute for Correctional Personnel and its branches. Training related to protection of women, including sexual harassment, is also being undertaken.

#### 4. Information on Violence Against Women

##### (1) Current Legal System

##### a) Legal System to Protect Women From Violence

Laws punishing violence against women are those such as murder (Article 199 of the Penal Code: execution or life imprisonment or imprisonment with labour of more than three years), lethal assault (Article 205 of the Penal Code: penal servitude for at least two years), assault (Article 204 of the Penal Code: imprisonment of less than ten years or a fine of not more than ¥300,000 or a minor fine), battery (Article 208 of the Penal Code: imprisonment with labour of not more than two years or a fine of not more than ¥300,000 or penal detention or a minor fine), intimidation (Article 222 of the Penal Code: imprisonment with labour of not more than two years or a fine of not more than ¥300,000), arrest and confinement (Article 220 of the Penal Code: imprisonment of more than three months and less than five years), indecent assault (Article 176 of the Penal Code: imprisonment with labour of not less than six months and not exceeding seven years), and rape (Article 177 of the Penal Code: imprisonment with labour of not less than two years) are prescribed and have been appropriately enforced.

Those who have been victimized in such ways may file a lawsuit. Formerly, rape, indecent assault and other sexual crimes had the same period of complaint as other crimes, which was within six months after the criminal was identified. The victims of sexual crimes, however, are likely to have difficulties in deciding whether to file suit or not due to the mental trauma and other various circumstances surrounding the case. Therefore, on 12 May 2000, the "Law to Amend the Civil Procedures Law and Inquest for Prosecution Law" eliminated the period of complaint concerning sexual crimes and extended the period of complaint until the statute of limitations for public action runs out.

Furthermore, to alleviate the mental burden borne by victimized women who testify in front of the defendant at the public trial on criminal cases, the law has introduced a system which allows a qualified personnel to be with the victim during the testimony, separates physically a witness from the defendant or designated spectators, and enables the witness in a different room to testify on a monitor by video link.

- b) Law for Punishing Acts Related to Child Prostitution and Child Pornography, and for Protecting Children (promulgated on 26 May 1999)

As described in Article 6

- c) Law to Make Partial Amendments to Law Concerning Regulation, Rationalization of Work, etc., of Entertainment-related Establishments, etc. (promulgated 20 June 2001)

As described in Article 6

- d) Law for the Prevention of Spousal Violence and the Protection of Victims (promulgated on 13 April 2001)

As described in Article 16

- e) Child Abuse Prevention Law (promulgated on 24 May 2000)

As described in Article 16

## (2) Current Situation Regarding Rape and Indecent Assault

The number of reported cases of rape in 2001 was 2,228, less than half of the 4,862 cases reported in 1971. This transition indicated a continued downward trend from 1971 to 1990, and stabilized to more or less 1,500 from 1990 onward. From 1997, however, there is a gradually increasing trend.

The number of reported cases of indecent assault in 2001 was 9,326, indicating an increase of 280% in comparison with 3,374 cases in 1971. This transition indicated that the downward trend continued until 1986, and the subsequent upward trend started from 1987 with a huge increase in 1999. 2001 resulted in an increase of 30% in comparison with the previous year.

## (3) Support Services for the Victims

### a) Appropriate Support for Victims

For cases that need expert victim support, police personnel designated besides the investigator accompany the victim to the hospital and provide other forms of support to alleviate the victim's psychological trauma.

At the same time, upon request, police personnel with specialized knowledge and skill in counseling provide counseling for victims with psychological trauma inflicted by the crime. Psychiatrists and private counselors are introduced to victims who require long-term counseling. Such measures to alleviate the psychological traumas of victims are provided through cooperation with relevant organizations and agencies.

Further support is offered to the victim through the Victim Support Liaison Council, made up of local governments and judiciary officials, medical professionals and private organizations. This council responds to the various needs of victims, through active information exchange, building trust and

establishing channels of communication with relevant agencies and strengthening a system for cooperation with them.

In 1996, in order to alleviate the mental burden of the victim by taking appropriate measures in consideration of the victim's point of view, and also to promote more pertinent and more effective investigations into sexual crimes, "instructors on sexual-crimes investigation methods" and the "sexual-crimes investigation unit" were established at the police headquarter of each prefecture and other important sites. Measures were also taken to alleviate the victim's psychological trauma by having a policewoman undertake investigative interviews and activities. Also, a "sexual-crimes investigation evidence collection kit," that includes tools necessary for evidence collection and change of clothes in case the victim's clothes have to be kept as evidence is being distributed.

#### b) Prevention of Repeated Victimization

In order to prevent a woman being victimized by the same offender, the police have been taking preventive measures such as giving crime prevention lectures and keeping watch. To strengthen the preventive measures, an "Outline for the Prevention of Repeated Victimization" was established in August 2001. The provisions of this Outline include "designating the victims" requiring continued prevention measures as the objects of repeated victimization prevention, as well as strengthening liaisons with relevant legal agencies.

Furthermore, responding to the situation where the number of cases in which women or children are victimized by such crimes as murder, rape and indecent assault have been increasing. Along with a number of consultations regarding stalking and spousal abuse of women as well as attempted kidnapping and child abuse, the "Summary for Measures to Protect Women and Children" was established. In cooperation with volunteers, local governments, and others, measures to protect women and children are being promoted. Crime prevention equipment including personal alarms are provided as support for women and children who have been victims.

#### c) Measures to Prevent Concealed Damage

In order to provide easy access for the victimized women and encourage them to file or consult their cases, the police have been supporting them by providing appropriate information such as brochures giving explanations of criminal procedure and various relief systems in easy-to-understand terms, pertinent information of the investigation process and the situation of the suspect, and also by responding accurately to inquiries from the victim, while providing a consultant for the sexual crime such as the "Sex Crime Hotlines" installed in each prefectural police force.

In addition, to ensure smooth counseling, further improvements have been made to the facilities and equipment, such as the refurbishment of the lighting, interior, and furniture of the counseling rooms, procurement of "specially-equipped vehicles" for interviewing the victims on the site where they request, while protecting their privacy.

(4) Activities to Eliminate Violence

a) Considerations by National Machinery

(i) Establishment of the “Specialist Committee on Violence Against Women”

The Specialist Committee on Violence Against Women under the Council for Gender Equality is mandated to conduct studies and deliberations on possible future measures while taking into consideration such fields as spousal violence, sexual crimes, prostitution, sexual harassment and stalking behavior as listed in the “Basic Plan for Gender Equality.”

The committee compiled a report entitled “Toward Smooth Enforcement of the Law for the Prevention of Spousal Violence and the Protection of Victims” and reported it to the Council for Gender Equality on 3 October 2001 and 2 April 2002.

(ii) Establishment of the “Special Committee of Managers from Ministries and Agencies Concerned Relating to Violence Against Women”

On 8 August 2000, the “Special Committee of Managers from Ministries and Agencies Concerned Relating to Violence Against Women” was established under the Headquarters for the Promotion of Gender Equality. Through close cooperation among relevant administrative organs, this committee intends to actively advance measures relating to violence against women.

b) Raising Social Awareness

(i) “Movements to Eliminate Violence Against Women”

While recognizing the fact that violence from husbands or partners, sexual crimes, prostitution, sexual harassment, stalking behavior are grave violations of women’s human rights, it was decided that every year, two weeks from 12 November to 25 November, which is the “United Nation’s International Day for the Elimination of Violence Against Women,” are designated as the period for the “Movement to Eliminate Violence Against Women” (decision made on 5 June 2001 by the Headquarters for the Promotion of Gender Equality).

This movement aims to further strengthen the measures against violence against women including social awareness-raising activities, conducted in cooperation and collaboration with local governments, women’s groups and other related organizations. The movement is also aimed at increasing awareness and improving education for the respect of women’s human rights.

(ii) “Symposium on Violence Against Women”

Every year since 1998, the Cabinet Office holds a symposium on violence against women. The Cabinet Office invites experts and intellectuals to give keynote addresses and panel discussions to raise social consciousness of violence against women.



### c) Survey on Violence between Men and Women

From September to October of 1999, the Government conducted a national survey on violence between the two sexes for the first time. The questionnaire included variables such as national awareness, modalities and extent of violence experienced, and reasons why many of these cases went unreported. Nationwide, 4,500 males and females of over 20 years of age were asked to take part in this survey. As a result, 0.5 % of males (approximately 1 in 200) said that they had ever been subject to such violence by their spouse or partner as to make them fear for their life, whereas 4.6% of females (approximately 1 in 20) responded likewise.

### (5) Prevention of Stalking

#### a) The Law on Proscribing Stalking Behavior and Assisting Victims (promulgated 24 May 2000)

Stalking is defined as recurrent and persistent act of 'pursuing' a specific individual, while, in turn, pursuing is defined as physically following the person, intruding or hanging around the home, demanding relationships, making silent phone calls, and other acts to "satisfy love or other favorable feelings towards the person," or to "work off grudges resulting from the failure to satisfy these feelings." Criminal punishments have been established for "stalking," and the police shall warn, restrict and implement other administrative measures to individuals who are conducting the act of "pursuing." The victims of stalking can also receive prevention support from the police.

#### b) Current Situation

During the first 13 months after the implementation of the law restricting stalking and similar acts, there were 988 warnings, 38 restrictive orders and 799 cases of prevention support and 164 cases of arrest. There were also 1,025 stalker cases that led to arrests made by the application of other laws, including 190 arrests for assault, 163 arrests for intimidation, 140 arrests for breaking and entering, and 110 arrests for destruction of property.

#### c) Support for Victims

In the Law Concerning Regulations etc., on Stalking Activities and similar Acts, there are provisions that when the victims wish to take prevention measures on their own, the police commissioner and others may take steps for prevention support measures if specific conditions are fulfilled. Specifically, instruction in self-prevention measures and lending of personal alarms, equipping of portable automatic notification devices and other forms of support may be given. In addition, through cooperation with relevant administrative organs and organizations, effective victim support is being promoted.

### (6) Sexual Harassment Prevention

#### a) Current Legal System

Penal provisions are applicable to sexual harassment in the workplace. Examples include battery, intimidation, compulsion (Article 223 of the Penal Code: imprisonment with labour of not more than 3 years), defamation (Item 1 of Article 230 of the Penal Code: imprisonment with or without labour of not more than 3 years or a fine of not more than ¥500,000) and insult (Article 231 of the Penal Code:

penal detention or a minor fine). These penal provisions have been appropriately enforced in accordance with individual cases.

#### b) Prevention of Sexual Harassment in the General Workplace

Under the Law on Securing, Etc. of Equal Opportunity and Treatment between Men and Women in Employment (the Equal Employment Opportunity Law), it is an obligation for those in charge of employment management to give consideration to the prevention of sexual harassment in the workplace. The guideline set under this law requires the employer to give considerations to: (i) establishing a clear policy on sexual harassment, making the said policy known to employees, and providing related education; (ii) responding to consultations and complaints, and (iii) making a prompt and appropriate response to a sexual harassment case, once it has occurred.

According to a 1999 survey conducted on private corporations, 49.0% of them have "clear policies that do not tolerate sexual harassment, and have made efforts to make the said policy known to employees," 34.3% have established "contact points for consulting and complaints," 36.8% say they have determined "how to respond to sexual harassment cases once they occur."

Comparing corporations by scale, the larger the corporation, the better prepared it is to implement each of these measures. The percentage of corporations that have adopted all of these three measures is also higher among larger corporations.

Among the complaints relating to the Equal Employment Opportunity Law lodged to the Equal Opportunity Employment office of Prefectural Labour Bureaus in FY2000, the complaints related to sexual harassment amount to 8,614, or large in number than any other type of complaints.

To ensure that corporations will implement effective sexual harassment prevention measures, the Government strives to raise awareness on the Equal Employment Opportunity Law and its guidelines. Government officers visit companies regularly and give administrative guidance to employers who do not implement sexual harassment prevention measures in the workplace.

For small and medium companies, the Government provides employers and those in charge of personnel and labour affairs with information on specific efforts to be made as well as consultations and other services.

Furthermore, since FY1999, expert sexual harassment counselors have been stationed in the Equal Opportunity Employment office of each Prefecture's Labour Bureau in order to address the needs of women workers who are suffering emotional distress due to sexual harassment in the workplace.

#### c) Prevention of Sexual Harassment in Public Service Workplaces

On 1 April 1999, in order to prevent sexual harassment in public service workplaces, the National Personnel Authority enforced National Personnel Authority Rule 10-10 (concerning the prevention and other measures against sexual harassment). Under this Rule, the head of each ministry and agency is obliged to work for the prevention of sexual harassment and respond promptly and appropriately to cases that occur, while officers are required to be mindful of not committing sexual harassment. As specific prevention measures, the Rule also requires making of guidelines for personnel, training of personnel and a complaint consultation system.

Following the Rule, the Ministries and Agencies (including the Cabinet Office) are making efforts to prevent sexual harassment by providing internal regulations, establishing a complaint and consultation system, and raising awareness through training of its personnel.

On the other hand, the National Personnel Authority holds workshops for related personnel from Ministries and Agencies. In order to prevent sexual harassment in a more organized and effective manner, every year the week from 4 to 10 December is designated as the “Week for the Prevention of Public Officers from Sexual Harassment.” During this period, “Symposiums” are held and the “Sexual Harassment Hotline (one-day, specially installed)” are established. Through these efforts, awareness of the sexual harassment issue and the necessity for a prevention plan are being highlighted.

The National Personnel Authority conducted a “Survey on National Public Officers and Sexual Harassment” in 1997 – before the Rule was enforced – and another one in 2000 after its enforcement. These surveys were addressed to regular service employees under NPA Pay Schemes. By comparing the results of these two surveys, it is apparent that the disparity between men and women in understanding the concept of sexual harassment has become much less, due particularly to increased awareness among men. Also, the number of perceived experiences of sexual harassment has generally decreased after the enforcement of the Rule.

d) Prevention of Sexual Harassment at Universities and Institutions under the Ministry of Education, Culture, Sports, Science and Technology (MEXT)

In March of 1999, the Ministry of Education, Culture, Sports, Science and Technology (MEXT) formulated “Regulations to Prevent Sexual Harassment in the MEXT,” and it was enforced in April 1999. MEXT notified this regulation to national, public and private universities and institutions under MEXT. They were urged to work vigorously to prevent sexual harassment through developing a consultation system and other means. Based on the MEXT regulation, schools including national universities and institutions under MEXT have established their own regulations for the prevention of sexual harassment, provided counselors, and carried out activities to promote awareness of sexual harassment among their academic and administrative staff and students.

Furthermore, the Boards of Education have developed regulations to prevent sexual harassment, set up contact points for consultation and are working towards increased awareness among school staff and students.

## 5. Protecting Youth From Sexual and Violent Information

### (1) Establishment of Guidelines and Ordinances

Since images portraying sex and violence have a negative influence on the sound nurturing of young people, the Government is taking various measures to deal with exposure of youth to information containing such images through various types of media. Specifically, the Government established “Guidelines for the Improvement of Environments Surrounding Youth” on 19 October 2001, which incorporated (i) action items for the national government; (ii) the national government’s requests to local governments; and (iii) the Government’s requests to relevant industry organizations, and has been promoting the measures based on the Guidelines.

In addition, 46 Prefectures have passed ordinances according to the local situation regarding protection and nurturing of youth and have restricted the sales of “harmful books” including video material that depicts sexual and violent imagery.

## (2) Efforts in the Field of Education

The Government has made the following efforts concerning the media depiction of sexual and violent information and other issues of harmful content in the environment surrounding youth:

- i) requests from the Minister of Education, Culture, Sports, Sciences and Technology and the director of the ministry’s section responsible for this matter to the relevant industries and other parties regarding thorough implementation of self-regulation;
- ii) support for PTA monitoring of television programs that youth watch; and
- iii) survey and research on advanced efforts made by overseas non-profit organizations (NPOs) and other parties (FY2001).

## 6. The Issue Known as “Wartime Comfort Women”

### (1) Government Measures

The issue known as “wartime comfort women” has no direct bearing on this Convention, and the Government of Japan has faithfully executed its duties concerning reparations and claims after WWII, stipulated in the San Francisco Peace Treaty, bilateral peace treaties and other related treaties. However, paying attention to the concluding comments of the Committee on the Elimination of Discrimination against Women on the combined second and third periodic reports of Japan, as well as the consideration at the thirteenth session of the Committee held in January 1994, a description of the measures taken by the Government of Japan concerning this issue shall be given herein.

The Government of Japan has been conducting a thorough fact-finding study on the issue known as “wartime comfort women” since December 1991 and announced its results in July 1992 and in August 1993. The Government of Japan has also expressed its apologies and remorse to the former “wartime comfort women” on many occasions.

### (2) Establishment of the Asian Women’s Fund (AWF)

To show its sincere apologies and remorse, the Government of Japan in cooperation with the people of Japan created the Asian Women's Fund (AWF) in July 1995. Japan has been providing all possible assistance to the AWF, including bearing the total operational costs of the AWF and money required for its projects, as well as assisting in fund-raising. Specifically:

#### a) Fund-Raising for the AWF

The Government of Japan has been making utmost efforts to raise public awareness and gain a better understanding on the issue known as “wartime comfort women.” The Government has provided all possible assistance to the AWF in its fund-raising to express Japanese people’s atonement to the former “wartime comfort women.”

As a result, a wide range of people including individuals, private enterprises, labour unions, political parties and Cabinet Ministers have shown their support for the AWF in the form of more than ¥560 million contribution (as of the end of April 2002).

b) Atonement Projects Overseas

(i) Project in the Philippines, the Republic of Korea and Taiwan

Since July 1996, the AWF has been providing ¥2 million (atonement money) to each former “wartime comfort woman” in the Republic of Korea, the Philippines and Taiwan from the above-mentioned people’s contributions. As of the end of April 2002, a total of 234 people have received atonement money from the AWF.

On behalf of the Government of Japan, the Prime Minister sends a letter expressing apologies and remorse directly to the former “wartime comfort women” together with the atonement money that has been donated by the Japanese people to the AWF. Along with these, messages from the Japanese contributors are also conveyed to each victim.

In order to discharge its moral responsibility, the Government of Japan has, as of the end of April 2002, disbursed about ¥470 million from the national budget for medical and welfare projects of the AWF to the former “wartime comfort women” in the Republic of Korea, the Philippines, and Taiwan over a five-year period (such plans as the improvement of housing, nursing services and assistance in the provision of medical service and medicines are being carried out with the actual circumstances and wishes of each of the former “wartime comfort women” being taken fully into account).

As of 12 August 2001, applications for these projects in the Philippines are no longer accepted. Applications in the Republic of Korea and Taiwan will end on 1 May 2002.

(ii) Project in Indonesia

In 1997, the AWF exchanged a memorandum with the Government of Indonesia and began its project. This project, rather than targeting “wartime comfort women,” individually focuses on advancing social welfare for the elderly (i.e. development of a facility for the elderly who are disabled, sick or without family) as suggested by the Government of Indonesia. With the donation from the Government of Japan, the AWF will spend a total of ¥380 million for support over ten years. Those who claim to be former “wartime comfort women” are given priority for entering the facilities. In addition, these facilities are mainly established in areas where many former “wartime comfort women” are thought to live. So far 16 facilities have been constructed with 152 elderly residing within them.

(iii) Project in the Netherlands

The AWF exchanged a memorandum with the Project Implementation Committee in the Netherlands (PICN) and began its project in 1998. This project provided medical and welfare goods and services to improve living conditions, while taking into consideration the individual women’s situation and wishes. With the donation from the Government of Japan, the AWF provided PICN with necessary funds totaling ¥241.5 million (including administrative expenses). This project helped 78 people and was successfully concluded on 14 July 2001.

c) Programs Underscoring the Lessons of History

The AWF recognizes that the facts in this issue should be accurately conveyed to the future generations as a lesson of history in order to ensure that such an issue never arises again. As a pillar of its activities, the AWF collects and publish documents and materials relating to the issue of “wartime comfort women.”

d) Programs to Raise Social Awareness

The Government of Japan is aggressively pursuing solutions to contemporary issues on women, such as violence against women, and is providing financial and other assistance to the AWF for its activities toward the solution of such issues. Examples of these activities include: organizing international fora; supporting the activities of NGOs; and research and fact-finding projects.

(3) Efforts in the Field of Education

The Government of Japan attaches great importance to school education, through which young people, who will lead the next generation, correctly understand the facts of modern Japanese history including the issue known as “wartime comfort women.” Junior high and high school textbooks now have references to this issue.

7. Optional Protocol to the Convention on the Elimination of All Forms of Discrimination against Women

The Government of Japan considers that the system of receiving communications from individuals or groups of individuals set forth in the Optional Protocol is noteworthy in that it aims to effectively secure implementation of the Convention. However, the Government has not yet concluded the Optional Protocol as concerns have been pointed out that it may cause problems in relation to Japanese judicial system, including the independence of the judiciary and so careful examination should be given to such points. The Government is continuing to conduct serious and careful consideration on whether or not to conclude the Optional Protocol.

## Article 3

### 1. Measures to Ensure the Full Development and Advancement of Women

#### (1) Measures for Women with Disabilities

##### a) Steady Promotion of the Government Action Plan for Persons With Disabilities

In March 1993, the Government of Japan formulated the “New Long Term Program for Government Measures for Disabled Persons”, in line with the “Asian-Pacific Decade of Disabled Persons” by the United Nations Economic and Social Commission for Asia and the Pacific (ESCAP). Furthermore, in December 1995, the Government formulated the “Government Action Plan for Persons with Disabilities - a 7-Year Normalization Strategy” as an implementation plan for important measures to proceed toward the realization of the Long-Term Program. The Action Plan is a 7-year plan covering FY1996 to FY2002 incorporating concrete targets to be achieved, including numerical targets. In accordance with this, comprehensive measures for women with disabilities as well as for men with disabilities have been promoted to create a society in which every individual can actively participate. As the concrete measures, government authorities have been working toward the achievement of the numerical targets within the planned period in various fields such as: securing residence (group homes, welfare homes); securing places for work (sheltered workshops, welfare factories, designation of employment support centers for people with disabilities); enrichment of family care services (at-home services such as home helpers/short home stay service etc., institutional service such as institutions for disabled persons); and promotion of a barrier-free society.

FY2002 is the final year of the ongoing “Government Action Plan for Persons with Disabilities.” By FY2000, among the projects for which numerical targets had been set, rehabilitation facilities for persons with intellectual disabilities have already achieved the targets. In addition, 97% of psychiatric day care facilities, 93% of institutions for physically disabled persons, 83% of training programs for social rehabilitation for people with mental disabilities, and 84% of home nursing helpers projects have achieved 80% of their respective numerical targets. Thus the Government considers that the Plan has been proceeding smoothly.

##### b) Disabled Person’s Week

Since FY1995, the week from December 3 to 9 has been designated as “Disabled Person’s Week” to campaign for enhancing the willingness of both men and women with disabilities to be independent and to participate in society, as well as for increasing the level of understanding and recognition by the nation as a whole with regard to disability and disabled people. To help persons with disabilities be independent and promote their participation in society and deepen the understanding and recognition by the nation as a whole about disability and persons with disabilities, the Government conducts public relations and education activities through the mass media such as television and newspapers. At the same time, the “Disabled Person’s Day, Gathering for Anniversary” takes place every year on December 9, the day designated as the “Main Event in Disabled Person’s Week” and “Disabled Person’s Day.”

In addition to these government efforts, various exchange projects and hands-on activities are conducted sponsored by local governments and persons with disabilities-related organizations.

## (2) Measures for Elderly Women

Building an environment for better conditions responding to an aging society poses an urgent challenge to the formation of a gender-equal society. The share of women among the elderly population is high, and in reality a burden of nursing care is mainly carried by women. Therefore, solving the problems of the elderly leads to the solution of the problems facing women. At the same time, in order to make an aging society affluent and vibrant, it is crucial to eliminate the fixed concepts and biased views based on the age alone, without simply placing the elderly on the side to be supported, and consider positively the role of the elderly, as an important member that underpins the society, together with other generations.

Therefore, in accordance with the “Basic Plan for Gender Equality,” which was formulated in December 2000, the Government works towards improving the elderly nursing system with a view to supporting the elderly by the entire society. At the same time, the Government implements various measures with the aim of expanding opportunities for participation in society by the elderly, and securing economic independence of the elderly.

### a) Long-term Care Insurance System

As described in Article 11.2 (3).



## Article 4

### 1. Women's Participation in the Decision Making Process for Government Policies and Measures

#### (1) Provisions in the Basic Law for a Gender-equal Society

As a basic principle of ensuring gender equality, "the Basic Law for a Gender-equal Society" sets forth the "joint participation in planning and deciding policies, etc." Furthermore, it stipulates that the State is responsible for the comprehensive formulation and implementation of policies based on the basic principles. The policies include Positive Action. In Article 2.2 of "the Basic Law for a Gender-equal Society," Positive Action is defined as "positive provision of the opportunities stipulated in the preceding item to either women or men within the necessary limits in order to redress gender disparities in terms of such opportunities." Article 8 stipulates that the introduction of Positive Action is the responsibility of the State, and Article 9 stipulates that this is also the responsibility of local governments corresponding to national measures.

#### (2) Appointment as members of National Advisory Councils and Committees

With regard to ratio of women members of national advisory councils and committees, the Headquarters for the Promotion of Gender Equality decided the target, which is "to achieve the target ratio of 20% of women members of national advisory councils and committees by the earliest possible time before the end of FY2000," on May 1996. With efforts being made, this ratio rose to 20.4% in March 2000, which was a year earlier than the given period, thus achieving the target.

Currently, based on the "Promotion of the appointment of women to national advisory councils and committees," which was decided by the Headquarters for the Promotion of Gender Equality on 15 August 2000, the new target, which is "to achieve the target ratio of 30% by the earliest possible time before the end of FY2005," was set to be achieved. The ratio of the women members as of the end of September 2001 is 24.7%, showing a dramatic increase as compared with 17.4% as of September 1997 as reported in the Fourth Periodic Report.

#### (3) Recruitment and Promotion of National Public Officers

The enlargement of women's participation in decision-making processes of national policies and measures serves as a base of the formation of a gender-equal society, and is recognized as one of the important objectives of the "Basic Plan for Gender Equality," formulated in December 2000.

It is necessary for the Government to take the lead in enlarging the recruitment and promotion of female national public officers, therefore the "Guidelines concerning the enlargement of the recruitment and promotion of female national public officers" was formulated and notified to Ministries and Agencies by the National Personnel Authority in May 2001, based upon "the Basic Law for a Gender-equal Society" and "the Basic Plan for Gender Equality."

The Guidelines aim to enlarge the recruitment and promotion of women national public officers, through "Positive Action," taken by Ministries and Agencies and to eliminate the gender gap systematically. Based on the Guidelines, each Ministry and Agency is requested to formulate a Plan for the "Enlargement of the Recruitment and the Promotion of Female National Public Officers," which laid out the targets to be achieved by FY2005 together with concrete measures for achieving these

targets, after grasping and analyzing the current situation, thereby realizing gender equality on public administration.

In June 2001, responding to the Guidelines, the Headquarters for the Promotion of Gender Equality decided on "Enlargement of the Recruitment and the Promotion of Female National Public Officers" in order to promote comprehensive and systematic measures taken by the government as a whole.

Furthermore, to expand the ratio of women among the people who pass the recruitment examination systematically, the National Personnel Authority has been proactively engaged in recruiting activities from 2000, such as holding the "Seminar by Female Public Officers for Female Students," etc.

## 2. Women's Participation in the Decision-making Process in Local Government

### (1) Appointment as Members of Advisory Councils and Committees of Local Governments

Prefectures and government-designated cities are making efforts to promote the appointment of women in their advisory councils and committees by setting target ratios and dates for achievement.

The ratio of women members of advisory bodies to which the targets had been set by local governments is 22.8% (17.3% as of March 1998). Also, the ratio of women members of advisory bodies in local governments established by the Local Autonomy Law is 16.6% as of March 2001 (12.9% as of March 1998), showing a gradual increase.

To promote the participation of women, local governments are taking various measures such as: creating a list of women human resources; conducting programs to enhance women's abilities; and accepting candidates of advisory bodies from the general public. Some local governments have introduced a system to have prior consultations with sections responsible for gender-equality when they select members of advisory bodies.

### (2) Recruitment and Promotion of Local Government Workers

Local governments make efforts to enhance the recruitment and promotion of women by setting targets for the appointment of women in managerial positions and conducting training for women in managerial positions.

The Ministry of Public Management, Home Affairs, Posts and Telecommunications communicates to local governments the "Guidelines Concerning the Enlargement of the Recruitment and Promotion of Female National Public Officers" formulated by the National Personnel Authority and summaries of the Plans for the Enlargement of the Recruitment and Promotion of Female National Public Officers formulated by Ministries and Agencies, based on the Guidelines. At the same time, the Ministry also conducts research on measures for the appointment of female local government workers and expansion of job categories and provides information on its results.

The research shows certain positive results, for example, about half of local governments are either working on or considering formulating plans for the improvement of recruitment and promotion of female workers. The Ministry will continue its efforts to request and advise on the expansion of recruitment and promotion of female local government workers.

### 3. Support for Measures Taken by Private Corporations, Educational and Research Institutions and Other Organizations and Groups

#### (1) Support for Female Workers

##### a) Positive Action in the Workplace

The Revised Equal Employment Opportunity Law, which came into effect in April 1999, stipulates that the Government may offer support to the private corporations applying positive action to eliminate the existing gap between men and women workers, caused by rigid views about the role of men and women.

In addition, in the “Basic Plan for Gender Equality” in December 2000, concerning Positive Action by corporations, it was stipulated that the “creation of national momentum” and the “promotion Positive Action for corporations” would be achieved, based on “the Basic Law for a Gender-equal Society.”

According to the Basic Survey on Women Workers’ Employment Management, implemented by the Ministry of Health, Labour and Welfare in FY2000, the ratio of corporations that “are already taking Positive Action” is 26.3% and the ratio of corporations that “are planning to take Positive Action in the future” is 13.0%. At the same time, looking at the ratio of corporations that “are already taking Positive Action” by size, bigger corporations have higher ratio and the ratio of corporations with 5,000 employees or more is 67.7%.

In order to support specific efforts made by companies, such measures as top seminars, industry-classified conferences for employers, and seminars for the dissemination and promotion of Positive Action are conducted. Furthermore, measures that are difficult to be implemented by individual companies are also implemented, such as employee training aimed at women candidates for managerial positions and female workers in middle-managerial positions as well as compilation of an industry-classified manual.

It is vital to enhance awareness of top management to promote Positive Action in corporations, and therefore Positive Action Promotion Council was established in FY2001, with coordination with employer’s associations and other organizations. A basic guideline for measures will be decided by the Council, and the member companies will be encouraged to take measures for Positive Action.

Furthermore, to raise the efforts of companies that promote the use of women worker’s abilities and take positive measures to utilize them, and also to widely disseminate their efforts to the nation and contribute to the promotion of the use of women worker’s abilities and skills, the “Corporation Award for the Promotion of Gender Equality” has been established since FY2000. Four companies and three companies were given the award for their efforts by the Minister of Health, Labour and Welfare, respectively in FY2000 and FY2001.

##### b) Appointment of University Faculty Members

Basically, each university should implement personnel affairs of its faculty members appropriately under its own responsibilities. However, the University Council’s report has also pointed out the necessity of considering positive recruitment of female faculty members. The Association of National Universities, whose membership constitutes the national universities of Japan, also suggests that “it is

appropriate to set targets for achievement to increase the ratio of female faculty members at national universities to 20% by 2010.” Under these circumstances, the ratio of female faculty members in national universities was 8.5% in May 1998, but shifted to 9.5% in May 2001.

(2) Support for Women Entrepreneurs

a) Preferential Treatment System for Financing

The Ministry of Economy, Trade and Industry (METI) implements a loan system with low interest rates for women entrepreneurs, in order to promote entrepreneurship that capitalizes on the female perspective and improves national economic vitality.

b) The Center for the Advancement for Working Women

At the Center for the Advancement of Working Women (CAWW), which was opened in January 2000, assistance projects such as career advancement seminars, consultation sessions, and information exchange are conducted for women who wish to start their own businesses. In addition, the Center for the Advancement of Working Women received 2,216 consultations in FY2000, 4.4% of which were related to the initiation of their own business.

c) Measures in the Area of Agriculture

As described in Article 14.

## Article 5

### Article 5. (a)

#### 1. Publicity and Enlightenment Activities for the Correction of Stereotyped Perceptions of Gender Roles

##### (1) Provisions in the Basic Law for a Gender-equal Society

The stereotyped perception for gender roles that has been developed and standardized over a long time in the minds of the people has been the major obstacles in the formation of a gender-equal society.

In Article 16 of “the Basic Law for a Gender-equal Society,” it is stipulated, “the State and local governments shall take appropriate measures through public relations activities, etc., to increase understanding of citizens on the basic principles.” Following such premise, publicity and enlightenment activities for the correction of stereotyped perception of gender roles shall be promoted.

##### (2) Measures taken by Headquarters for the Promotion of Gender Equality

The Government designated the week from 23 to 29 June every year as “Gender Equality Week” in 2001 (decided by the Headquarters for the Promotion of Gender Equality on 26 December 2000), with the aim of increasing citizens’ understanding of the goals and basic philosophy behind “the Basic Law for a Gender-equal Society,” and stirring up in all levels and spheres of society the movement to undertake various measures towards the formation of a gender-equal society.

In the course of “Gender Equality Week,” with the cooperation of local governments, women’s groups and other related organizations, the government holds a “National Conference on the Creation of a Gender-equal Society” and conducts publicity and enlightenment activities such as the creation and distribution of PR posters.

Furthermore, for the purpose of making publications issued by public organizations appropriate by checking from the standpoint of gender equality, the Government has decided to formulate a guideline, which is now under consideration.

Further, in addition to publishing the bimonthly Headquarters for the Promotion of Gender Equality News “Egalite,” which introduces various measures and activities to formulate a gender-equal society, the Government has been actively engaged in publicity through newspapers, magazines, television, radio and other types of media. Since 1998 the Government has been broadly disseminating information at home and abroad on measures and policies to promote gender equality by the means of a website. The latest information and topics on this website and movements regarding the gender-equal society are provided to a wide range of citizens through e-mail.

##### (3) The Human Rights Organs of the Ministry of Justice

The stereotypes of gender roles still remain deeply rooted in society and they have been a major cause of gender discrimination at home and workplace. In addition, violence from husbands or partners and sexual harassment are another matter of serious concern related to women’s rights.

The Human Rights Organs of the Ministry of Justice are carrying out enlightenment activities to ensure the protection of women's rights, such as holding lectures or discussion meeting on women's rights issue, conducting information campaigns through television, radio, newspaper, magazines, etc., producing and distributing posters and leaflets, and organizing various events.

Every year during the Human Rights Week, running from 4 to 10 December, which is "Human Rights Day," the Legal Affairs Bureaus, District Legal Affairs Bureaus and Human Rights Volunteers, in collaboration with related agencies and organizations, carry out intensive information activities to promote and raise human rights consciousness among the public. Among the awareness raising activities conducted during the week, an emphasis has been placed on the campaigns under the slogan of "Raise the status of women" since 1975 in order to appeal to the public for an improvement of the status of women.

#### (4) Measures Taken by Local Governments

In order to gain further understanding and cooperation of the citizens for the creation of a gender-equal society, since FY2000, the Government, prefectures and government-designated cities have been jointly holding the "Gender Equality Forum" with the aim of promoting regional activities and developing an atmosphere conducive to the promotion of such activities.

By FY2001, the Government has held the "Program for Encouraging Gender Equality Declaration Cities" jointly with 45 municipalities, which encourages local authorities to announce their cities as "Gender Equality Declaration Cities" where municipalities take various measures to create a gender-equal society.

At the same time, local governments have also been implementing various publicity and enlightenment activities based on their own initiative, such as holding commissions, conferences, forums and symposiums, conducting human resource development programs and enlightenment lectures. In addition to producing homepages, publishing PR brochures, and providing TV programs, they have formulated a guideline on publicity from the standpoint of gender equality. Furthermore, in order to raise awareness of the personnel of local government, lectures and training programs focused on gender equality and women's issues have been implemented as well as lectures on gender equality and women's issues during training sessions for newly appointed personnel and managerial staff.

#### (5) One-month Campaign on Equal Employment Opportunity Between Men and Women

As described in Article 11.1.

### 2. Research and Study

#### (1) Specialist Committee on Surveying Effects

The "Specialist Committee on Surveying Effects," under the Council for Gender Equality has been conducting studies and deliberations on various systems affecting women's choice of their lifestyle from the viewpoint of reflecting the gender equal perspective in every social system, including measures taken by the Government.

## Article 5. (b)

### 1. Measures for Promoting Gender Equality in the Family

#### (1) Education in the Home

It is often pointed out that education in the home tends to be entrusted to mothers, while the presence of fathers tends to be barely felt. Since FY1999, the Ministry of Education, Culture, Sports, Science and Technology (MEXT) has prepared the “Handbook of Education in the Home” and the “Notebook of Education in the Home,” noting the “cooperation between husband and wife in child rearing,” and has been distributing them to parents with infants and/or students of elementary and junior high school.

Further, to enhance the participation of fathers in education in the home, MEXT has supported local governments in holding forums under the theme of “Father,” and the municipal authorities in organizing “Children’s Visits to Fathers’ Workplaces” through which the children see their own fathers work, and also has rendered support for a project to set up lectures at the workplace to educate fathers on the importance of education in the home.

In addition, the Government has been holding the “Education in the Home Forum” twice a year, as an opportunity for parents and the people concerned with Education in the Home to realize the importance of the collaboration of father and mother in conducting Education in the Home.

Education on personality building, which aims at nurturing mutual respect, understanding and cooperation between men and women has been given to citizens on such occasions as courses for parents, courses for newly-wed couples and courses for couples expecting a baby. Also, how to promote gender equality in family life is often taken up as a theme for women’s class. Ministry of Education, Culture, Sports, Science and Technology subsidizes pioneering or model projects selected from such classes or lecture meetings held by local governments. In addition, in July 2001, the administration system for social education toward the improvement of education skills in the household was developed by partially amending the Social Education Law. The amended law stipulates the responsibility of the Board of Education to support and hold lectures on home education.

#### (2) Support for the Balancing of Work and Family

Various measures have been actively promoted to support the efforts to manage work and family life so that both men and women employees can lead fruitful working lives, while fulfilling their roles as members of the family such as child care and family care. (See Article 11.2 (c) for more detail).

### 2. Research and Study

#### (1) Research Committee on Family and Life Style

From March 2001 through June 2001, the Cabinet Office held the “Research Committee on Family and Lifestyle.”

The relationship of husband and wife in Japan so far has been based on the division of gender roles, namely, “a husband goes to work, and a wife does the housework and child rearing,” which was formulated during the high economic growth period. However, in the current circumstances, where the

prospects for future economic and employment situations remain uncertain, complete dependence on the income of the male household member brings a huge risk to family budgets.

The Research Committee presented a new image of family where both men and women participate in society and engage in revenue raising activities, thus mental and emotional dependence becomes more important than the function of the family itself, and the roles are shared by each family member regardless of gender differences. The Research Committee also made a proposal on a policy response in order to ensure neutrality in lifestyle and present larger choices in lifestyle.



## Article 6

### 1. Current Situation of Prostitution

#### (1) Prostitution-related Crimes

##### a) Identified Cases

Crimes related to prostitution are regulated by laws including the Anti-Prostitution Law, Child Welfare Law, Employment Security Law, and the Law for Punishing Acts Related to Child Prostitution and Child Pornography. The situation for identified cases relating to prostitution for the past five years is as listed in Statistical Annex 47. In terms of violations by law, 84.3% of identified persons and 76.4% of identified persons were under the Anti-Prostitution Law. In terms of the types of cases, "procurement" is the most frequent reason for identification, followed by "contract" and "solicitation." In terms of the number of identified persons, "procurement" is the most frequent reason, followed by "solicitation," and "providing facilities."

##### b) Situation of Processing for Cases Received on Charges Filed by Citizens or Referred From Police at the Public Prosecutor's Office

Prostitution and child prostitution cases received at the Public Prosecutor's Office are as listed in Statistical Annexes 48 and 49.

#### (2) Prostitution and Prostitution-related Crimes by Non-Japanese Women

##### a) Situation of Illegal Entry

The situation of non-Japanese women involved in criminal offenses relating to prostitution over the past five years are as listed in Statistical Annex 50. These non-Japanese women entered Japan with the status of "Temporary Visitor" or "Entertainer" or with false passports, worked at restaurants and other places, and engaged in prostitution. Classified by nationality, the largest part were Chinese women followed by Thai, Taiwanese, and Korean women. As for their place of operation, 217 people who accounted for 45.9% of the total were found in the entertainment business and so on (restaurants, bars and others).

Of these women, there are women who are sexually exploited into forced prostitution by brokers and owners of entertainment businesses and so on. These women are burdened with outrageous fees and interest rates as a cost for illegal immigration and have their passports confiscated by the brokers and owners. During 2001, there were 65 identified victims: 39 women were from Thailand (60% of the victims), followed by women from the Philippines, Taiwan, Indonesia, and Columbia. During 2001, 19 cases were exposed relating to sexual exploitation of non-Japanese women who engaged in or were forced to engage in prostitution, in the entertainment business, forty people including brokers and owners of entertainment businesses and so on were arrested and 65 women victims were identified.

##### b) Illegally Working Non-Japanese Women Processed by the Immigration Bureau

Of the illegally working non-Japanese women against whom Japan took deportation procedures in 2001, 347 were involved in prostitution (See Statistical Annex 51).

<Case 1> On 4 March 2001, a woman from country B entered Japan using a forged passport of country A. She was asked by her friend if she wanted to “work in Japan as a baby-sitter or in a factory since salaries are high in Japan.” She accepted this invitation and came to Japan, but as soon as she entered Japan illegally, she was taken to an apartment in Saitama Prefecture and was coerced into prostitution under the control of a member of an organized crime group. With the excuse that she was not feeling well, she was taken to a hospital. On her way, she found her chance to run from the guard and sought help from country B’s Embassy. Having received a provisional passport for departure, she reported to the Narita Airport District Immigration Office of the Tokyo Regional Immigration Bureau, accompanied by staff of the Embassy of country B.

<Case 2> On 7 June 2001, a woman from country C landed at Narita airport and attempted to enter Japan with a different person’s passport issued by country C. The immigration inspector found that the picture in the passport was not hers and handed her over to the enforcement division for suspicion of illegal entry.

From her testimony, it was found that a Japanese man who the Narita Airport District Immigration Office of the Tokyo Regional Immigration Bureau had long suspected to be a broker for illegal entry had been involved in the case. This information was shared with the Chiba Prefectural New Tokyo International Airport Police Station, and the Chiba Prefectural Police Headquarters and the New Tokyo International Airport Police investigated the case. On 23 August, the Japanese man was arrested for the violation of the Immigration Control Act (the offence of assisting illegal entry for profit). He told investigators that he would help women from country C to enter Japan and sell them to bars in Ibaraki Prefecture for ¥2.3 million. He would receive a commission of ¥200,000 and transportation fees of ¥30,000. He admitted that the bars would burden the women with ¥4.5 million of debt and force them to repay it by prostitution.

### (3) Diversifying Forms of Prostitution

Forms of prostitution are diversified into various kinds. Dispatch style prostitution services such as and including “date clubs” which induce customers through “pink bills” in payphone booths are seen all throughout Japan. Other types of cases are prostitution disguised as various kinds of “services” in adult entertainment business facilities, prostitution of non-Japanese women carried out while working in restaurants as “hostesses,” and conventional “on the street” prostitution.

Recently, advertisements on the Internet and so-called “Deai-kei (meet a mate)” sites using cell phones have been used to solicit prostitution and related crimes.

“Enjo-Kosai (Patronage Dating)” originally meant receiving money in return for sexual favors. In these days, however, this term has come to mean the kind of act conducted especially by young girls. Sexual acts committed in the name of “Enjo-Kosai” have drastically increased in number, which also indicates a lowering trend in the age of girls.

Cases charged with distribution of obscene material and others in the last five years are as shown in Statistical Annex 52 and 53.

With regard to crimes pertaining to the distribution of obscene material, the criminal offense of selling obscene videotapes at video shops, and by means of distributing pamphlets, and using delivery methods including the Post Office’s payment on delivery system have become noticeable. Recently, however,

new forms of criminal offenses such as transmitting obscene images using the Internet and sales through Internet auctions of obscene videos are increasing.

## 2. The Scope of Prostitution and Sexual Exploitation and Measures to Protect Women who were Engaged in Prostitution, and Women Forced to Engage in Prostitution and Related Sexual Exploitation (including Penal Provisions, Prevention and Social Rehabilitation Measures) and the Effects of These Measures

### (1) Prevention of Child Prostitution

#### a) Law for Punishing Acts Related to Child Prostitution and Child Pornography, and for Protecting Children

The Convention on the Rights of the Child ratified by Japan in 1994 stipulates the protection of children from all forms of sexual exploitation and abuse. Taking heed of the ethos of this convention, the Law for Punishing Acts Related to Child Prostitution and Child Pornography and for Protecting Children (hereinafter referred to as the “Law Banning Child Prostitution and Child Pornography”) was promulgated in May 1999 and went into effect in November 1999. Under this law a child is defined as a person under the age of 18. This law prescribes punishments for persons engaging in child prostitution, persons brokering child prostitution, persons distributing, selling or displaying public child pornography, and trading, etc., children for the purpose of child prostitution. This law also stipulates measures for the protection of children who have suffered psychologically and physically from these activities. Engagement in prostitution and child pornography with a girl could possibly have a bad influence on her subsequent sound development. Therefore, this law and other related laws and ordinances by local governments currently in place are being fully utilized to crack down on this type of activity.

For crimes relating to child prostitution committed overseas by Japanese nationals, international cooperation in the area of investigation is enhanced together with foreign law enforcement authorities in order to build a case. As of the end of 2001, since the implementation of the said law, nine individuals were arrested for three cases. Furthermore, workshops focused on strengthening international investigation cooperation were held at the “Second World Congress Against Commercial Sexual Exploitation of Children,” which was held in Yokohama in December of 2001. Subsequently, in January 2002, the national investigation committee relating to investigation of overseas crimes was held.

Cooperation with foreign law enforcement authorities is also being undertaken to crack down on child pornography cases using the Internet.

#### b) Hosting of the Second World Congress Against Commercial Sexual Exploitation of Children

For the purpose of promoting measures in the international community towards the eradication of child prostitution, child pornography, and other forms of commercial sexual exploitation, the Government of Japan hosted the “Second World Congress against Commercial Sexual Exploitation of Children” (co-sponsored by the United Nations Children’s Fund (UNICEF), ECPAT International, and the NGO Group for the Convention on the Rights of the Child) from 17 to 20 December 2001, in Yokohama, Japan.

The Congress consisted of general debate (statements by governments, international organizations, etc.), three panel discussions, 107 workshops organized by NGOs, and the “children/youth roundtable.”

136 governments (including 52 cabinet-level representatives), 148 NGOs from abroad, 135 Japanese NGOs and 23 international organizations attended. In total, 3,050 persons, including 90 children/youth from all over the world participated in lively debates, exchange of information and opinions related to the six main themes of the Congress, "Child Pornography," "Prevention," "Protection and Recovery of Children from Sexual Exploitation," "Trafficking in Children," "Role and Involvement of the Private Sector," "Legislation and Law Enforcement" and "The Profile of the Sex Exploiter."

On the last day of the Congress, the children/youth issued a final appeal and the participants adopted by consensus "The Yokohama Global Commitment 2001," which calls on the international community to promote further their actions towards the eradication of the commercial sexual exploitation of children.

As the first large-scale international conference on children in the 21st century, this Congress drew a high degree of attention from all over the world as an important opportunity to promote actions by the international community for the protection of children from sexual exploitation, and to ensure the dignity and happiness of children, who will bear the future of humankind. Furthermore, the foremost character of this Congress was that it was co-organized by a government, an international organization, and two NGO groups, allowing for the active and substantive participation of international organizations and NGOs from all over the world. Moreover, this Congress created a forum in which governments, international organizations and NGOs could promote cooperation and build networks among all the parties concerned.

The Government of Japan signed the "Optional Protocol on the Convention on the Rights of the Child on the sale of children, child prostitution and child pornography" on 10 May 2002, and demonstrated to the international community its active stance to protect and promote the rights of children.

## (2) Preventing Prostitution by Non-Japanese Women

### a) Current Legal System

For cases of sexual exploitation against non-Japanese women, the Immigration Control and Refugee Recognition Act, Employment Security Law, Anti-Prostitution Law and other relevant laws are applied to international criminal organizations which act as broker organizations. Intense crackdowns on entertainment businesses and so on and stores that accept these workers have been underway.

### b) Measures Taken by the Immigration Bureau

From an immigration administration perspective, to fight so-called human trafficking and forced prostitution (managed prostitution), there are few ways to approach this type of crime except for by tracking down the heinous brokers by following the violators of the Immigration Control Act. Through tighter immigration examinations, the Immigration Bureau restricts the illegal entry of those who plan to engage in illegal work including prostitution. The Immigration Bureau also makes efforts to investigate the background of cases involving brokers who help illegal entrants and through cooperation with the law enforcement authorities including the police, works for early detection of and stringent measures to deal with crimes including forced prostitution and human trade typical of human trafficking. The Immigration Bureau, in concerted operations with the police or other enforcement authorities, rigorously promotes the seizure of illegal foreigners and investigation of the background of cases involving illegal entrants led by brokers.

When information concerning human trafficking, forced prostitution or other human rights violations is obtained during the deportation process, the officers of the Immigration Bureau, having no authority to act as judicial police, report the case to the law enforcement authorities including the police to cooperate in pressing charges against heinous brokers involved.

If it is evident in the deportation process that deportees have not received wages or have industrial injuries the Immigration Bureau gives consideration to the fact and helps them, to the extent possible, to have a proper remedy by contacting the employer or reporting the case to the Labour Standards Inspection Office.

### c) International Efforts Against Trafficking

A Senior Experts' Group on Transnational Organized Crime, the so-called Lyon Group that was established at the Halifax Summit of June 1995, discussed wide-ranging topics to fight against transnational organized crime. The "Guiding Principles and Plan of Action to Combat the Smuggling of and Trafficking in Human Beings," which was formulated by the sub-group under the Lyon Group, was endorsed at the Justice and Interior Ministerial Conference of the G8 countries on "Combating Transnational Organized Crimes" held in Moscow in October 1999.

On the other hand, in December 1998, based on a Resolution by the United Nations General Assembly, an ad hoc committee was established to elaborate a comprehensive international convention against transnational organized crime. As a part of this endeavor, the Protocol to Prevent, Suppress and Punish Trafficking in Persons, Especially Women and Children, supplementing the United Nations Convention against Transnational Organized Crime was deliberated. Japan has proactively participated in this ad hoc committee at the United Nations in order that an effective convention could be agreed upon promptly.

In November 2000, the United Nations Convention against Transnational Organized Crime was adopted by the United Nations General Assembly. Japan signed this convention (it has not entered into force yet). Of the three protocols, the Protocol to Prevent, Suppress and Punish Trafficking in Persons, Especially Women and Children, Supplementing the United Nations Convention Against Transnational Organized Crime was also adopted by the General Assembly in November 2000. Japan is currently studying this protocol in relation to domestic laws.

Regarding human-trafficking, Japan is a destination country rather than a country of origin. Japan, however, has advanced cooperation for prevention and investigation with law enforcement and immigration authorities of countries of origin and transit countries of human trafficking in the Asia-Pacific Region. For example, seminars for opinion exchange on issues regarding investigation of international organized crime were held in order to improve the capacities of law enforcement authorities in Asian nations. Japan has also contributed in the area of equipment provision and dispatch of investigative-technique experts.

In this context, in January 2000, the Ministry of Foreign Affairs held the Asia-Pacific Symposium on Trafficking in Persons, in Tokyo, at which lively discussion was undertaken.

In February of 2002, the "Regional Ministerial Conference on People Smuggling, Trafficking in Persons and Related Transnational Crimes" was held in Indonesia. From Japan, Senior Vice-Minister for Foreign Affairs Seiken Sugiura attended this meeting and participated actively in the discussions.

### (3) Prevention of Diversifying Forms of Prostitution

In Japan, in the first half of the 1980's, new types of businesses that are "selling sex" emerged one after another having an enormous amount of negative influence on the good morals of society and sound development of the juvenile. Responding to the situation, the Entertainment and Amusement Trade Control Law (which has been superseded by the "Law on Control and Improvement of Amusement and Entertainment Business") was amended in 1984 to significantly strengthen regulations over such trade by defining five kinds of adult entertainment business (see Statistical Annex 56), introducing the notification system, prohibiting various acts concerning juveniles and brokers for sex-related businesses, and providing restrictions on advertisements, publicity and business hours in addition to the regulation on areas where business is prohibited. In April 1998, in consideration of the current situation with the trend of diversified forms of prostitution (such as non-store type sex-related amusement special businesses involved, and image transmitting type sex-related amusement special businesses), partial amendment of the Law on Control and Improvement of Amusement and Entertainment Business was undertaken.

Furthermore, the amendments made to this law, which was promulgated on 20 June 2001, were to reinforce provisions for so-called telephone clubs and to enhance regulations concerning image transmitting type sex-related amusement special businesses. The regulation for telephone clubs was implemented on 1 April 2002 (the other regulations have already gone into effect). For so-called "Enjo-Kosai (Patronage dating)," strict control of adults involved in "Enjo-Kosai (Patronage dating)," appropriate regulation against telephone clubs that have become hotbeds for this kind of activity, and continuous guidance and other supports for the victimized girls have been strengthened through the partial amendment of this law. Recently, because "Deai-kei (meet a mate)" sites have become hotbeds for these kinds of acts, the National Police Agency has conducted public relations and advocacy activities to ensure people will not be victimized in these cases.

Businesses that are "selling sex" such as services to prostitute oneself that are not regulated by measures against special sex entertainment businesses stipulated in the revised Law on Control and Improvement of Amusement and Entertainment Business are strictly regulated under the Anti-Prostitution Law and others.

### (4) Sex Tours to Developing Countries

Article 13(3) of the Travel Agency Law stipulates that travel agents are prohibited from getting involved with their tourists' conduct (including receiving services) which violates local laws or ordinances of their destinations. Furthermore, the Government issued a notification to provide that the names of those travel agents who are obviously involved with the immoral acts committed by Japanese tourists overseas should be disclosed in public.

In November 1999, the "Law for Punishing Acts Related to Child Prostitution and Child Pornography and for Protecting Children" was implemented. In response to this, by issuing a notification requesting the travel industry to publicize and provide information concerning this law. The Government of Japan has been working to raise awareness in the industry. The Association of Travel Agents has also been working to enhance social awareness by educating agents' employees, distributing pamphlets, and carrying articles in public relations magazines. Japan National Tourist Organization has also been engaged in social awareness-raising activities through its homepage, fax services and other services.

### 3. Enlightenment Activities and Sex Education

As described in Article 12

### 4. Protection of Women Engaged in Prostitution

#### (1) Protection and Rehabilitation for Women in Need of Protection

The Anti-Prostitution Law has provisions on protection and rehabilitation for women who could possibly engage in prostitution in light of their conduct and environments (women in need of protection). Specifically, the establishment of women's consultation offices, women's counselors and women's protective institutions were stipulated in the Law.

In response to recent changes in the socio-economic conditions, and from the standpoint of prevention, the scope of protection and support is extended to women who are facing problems causing difficulties in their social life such as the breakup of families, poverty and victimization by sex crime, in addition to women who have experience of prostituting themselves. The Government protects and supports these women to ensure that they will not engage in prostitution.

In the women's consultation offices, various types of consultations are given as well as necessary research, determination, and other services. For women in need of protection, temporary protection (until she can move to a women's protective institution) in the annexed temporary protective station has been given. In the case where short-term rehabilitation guidance is needed, temporary admittance to protection facilities will be provided.

The women's counselors, commissioned by Prefectural governors and mayors, are placed at women's consultation offices and other welfare offices for women who need protection, and provide guidance and support services.

The women's protective institutions established at 51 locations in the nation provide vocational and other training to the inmates. These inmates will leave the institutions when they commence employment, start their own business, return home, return to their parent's home or transfer to other organizations or facilities.

#### (2) Support for Girls

In order to create a society that does not tolerate child prostitution, cooperation is being undertaken with relevant organs to conduct public relations activities for the protection of the rights of children.

At the same time, in order to prevent the cases from being concealed, an environment and system to ensure that the girls feel neither afraid nor intimidated when consulting with or reporting to the police has been established. A system by which expert staff will provide continuous support including a counseling service are also being arranged with the aim of facilitating alleviation of the mental damage of victimized girls to ensure an early recovery. When girls who are not mentally and physically mature suffer sexual abuse and other related crimes, the damage that the child receives is far greater than the damage an adult would receive, and it may have a negative impact on her future. Thus, to facilitate the recovery of girls, support in mental and environmental aspects is continuously extended, through adjustment of surrounding environments including family relations, and appropriate advice, instruction

and counseling. These support activities are promoted primarily by youth protection and guidance personnel and youth consultation specialists with the cooperation of external experts such as “victim youth counseling advisors” and “victim youth supporters” and other regional volunteers.

(3) Protection of Non-Japanese Women

With regard to non-Japanese women who are being sexually exploited including forced prostitution, the police have been keeping contact with relevant organs and NGOs that undertake support and protection activity for such women.



## Article 7

### 1. Women's Participation in the Public Sector

Women's participation in decision-making processes for policies and administrative measures is not only the request of democracy but is also indispensable to reflect women's concerns in various policies. However, it has long been pointed out that in women's participation in decision-making processes in the public sector as well as in the private sector, there remains much to be improved. The Government of Japan notes the current situation in the "FY2001 Annual Report on the State of Formation of Gender-equal Society" by quoting statistics from the Human Development Index (HDI), Gender Development Index (GDI) and Gender Empowerment Measurement (GEM) of the United Nations Development Programme (UNDP), in which Japan ranks 9<sup>th</sup> by HDI and 11<sup>th</sup> by GDI, but falls to 31<sup>st</sup> by GEM. This is due to the fact that Japan is faced with the situation whereby the "percentage of seats in parliament held by women" and the "percentage of female administrators and managers" are lower than those of other developed countries that are ranked highly by GEM. The Government is trying to raise awareness on this situation, and is taking various measures to further promote women's participation in the decision-making processes for policies and administrative measures.

#### (1) Provisions in the Basic Law for a Gender-equal Society

Article 5 of "the Basic Law for a Gender-equal Society" stipulates that the "Formation of a Gender-equal Society shall be promoted based on securing opportunities for women and men to participate jointly as equal partners in the society in planning and deciding policies of the State or local governments, or policies of private bodies."

#### (2) Women Members of the Diet

The number and ratio of women members of the Diet, after the 42<sup>nd</sup> General Election (as of June 2000), is 35 and 7.3% in the House of Representatives (23 and 4.6% after the 41<sup>st</sup> General Election (as of October 1996)). Meanwhile, 38 and 15.4% respectively in the House of Councilors after the 19<sup>th</sup> General Election (as of July 2001) (43 and 17.1% after the 18<sup>th</sup> General Election (as of July 1998).)

#### (3) Women Ministers

Eight women ministers and eleven women parliamentary vice-ministers (The position changed to senior vice-minister and parliamentary secretary after the Central Government Reform in January 2001) were appointed after the presentation of the fourth periodic report (in October 1998). The number and ratio of women ministers were 1 and 4.2% respectively in January 1999, but the number and ratio increased to 5 and 22.7% respectively in February 2002.

#### (4) Women in the Judiciary

As reported in the fourth periodic report, the first female Justice of the Supreme Court was appointed in February 1994 and served until September 1997. The second female Justice of the Supreme Court was appointed in December 2001. Also, there are six female presidents of court as of April 2002. The ratio of female judges or public prosecutors has continued to increase since the presentation of the fourth periodic report. The ratio of women who passed the National Bar Examination has also been increasing and has shifted to a level of 20% in recent years. (See Statistical Annex 63, 64, and 65)

#### (5) Women National Public Officers

The number and ratio of women national public officers at managerial level are still low, 122 and 1.3% respectively as of the end of FY2000. However, the number and ratio of these women were 94 and 1.0% at the end of FY1996, thus demonstrating an upward trend. On the other hand, the number and ratio of women among the total national public officers have been flat in recent years. (See Statistical Annex 66 and 67)

#### (6) Women Governors and Mayors in Local Governments

There are three women governors of prefectures, three city mayors and four town and village mayors as of the end of FY2001.

#### (7) Women Members in Local Assemblies

The ratio of women members in local assemblies has gradually been increasing and it accounts for 6.8% of all the members of prefectural, city, special district, town and village assemblies, namely 58,492 as of December 2001 (4.9% as of December 1998). As regards town and village assemblies, according to a research on the actual situation, which was conducted for the first time in 2001, it was found that there were municipalities in which women's participation in politics was at a low level. For instance, about half of municipal assemblies did not have women members.

#### (8) Female Local Government Workers

##### a) Female Local Government Workers

The ratio of women among the total local government workers (in general administrative service) is 24.1%. The ratio of women among the total workers in local governments is 14.4% at chief manager level and above, and 3.6 % at director level and above (As of 1 April 2001. Research conducted by the Ministry of Public Management, Home Affairs, Posts and Telecommunications.) Compared to the previous year, the proportion of women, at chief manager and director and above levels, is increasing.

##### b) Boards of Education

The number and ratio of women members in Boards of Education, which are an executive body of local governments, are 2,959 and 17.6% respectively as of May 2001 (11.5 % as of May 1996) (figures in an interim report of research conducted by Ministry of Education, Culture, Sports, Science and Technology), which show an increasing trend. In June 2001, a part of the "Law Concerning Organization and Functions of Local Educational Administration" was amended and the provisions were developed to avoid any significant gender bias in the appointment of Board of Education members by heads of local governments.

##### c) Police Officers

In order to respond appropriately to the emerging security issues such as stalking, domestic violence, child abuse, and sex crimes, as well as to enhance measures to deal with victims, it is vital to use effectively the abilities and characteristics of women police officers. Taking the basic philosophy for a gender-equal society into consideration, the police force has actively been recruiting women police officers and expanding job categories for them.

The total number of prefectural women police officers is about 8,800 as of 1 April 2000 and has doubled over the previous ten years (3.8% of the total police officers). The job categories of women police officers are also becoming more diversified to include various fields such as criminal investigation, identification activities, escorting and protection of VIPs. As more women are expected to play an active role in various fields of police organizations nationwide, the police force is actively working to develop a better job environment for women, such as the spread of a “babysitter system,” which is contracted with private companies.

## 2. Measures to Disseminate the Periodic Report on Implementation of the Convention and Concluding Observations of the Committee

The Cabinet Office and the Ministry of Foreign Affairs of Japan introduced on their Websites the Fourth Periodic Report on Implementation of the Convention on the Elimination of All Forms of Discrimination against Women, submitted in July 1998 (provisional translation in Japanese). The Ministry of Foreign Affairs of Japan also introduced Concluding Observations of the Committee on the Elimination of Discrimination against Women on the consideration of combined Second and Third Periodic Reports on Implementation of Convention on the Elimination of Discrimination against Women on its Websites (original text in English and provisional translation in Japanese).

In compiling the fifth periodic report, a wide array of public opinions were collected on the items to be incorporated into this report, through the Website of the Cabinet Office, newspapers and other media. At the same time, “A hearing on items to be incorporated in the fifth periodic report” was held on 31 August 2001, and furthermore, “information and opinion exchange” was held on 27 March 2002 to introduce the major measures taken by the Government, in relation to the opinions submitted.

## Article 8

### 1. Current Situation of Participation of Women in the Policy Decision Making in International Areas

#### (1) Provisions in the Basic Law for a Gender-equal Society

Article 7 of “the Basic Law for a Gender-equal Society” stipulates that “in consideration of the close relationship between internal promotion of formation of a Gender-equal Society and efforts by the international community, formation of a Gender-equal Society shall be promoted based on international cooperation.”

#### (2) Participation of Women in International Conferences

The number of women members officially delegated to international conferences has been gradually increasing. There are 129 official delegations to international conferences in which representatives, alternates and advisors were appointed by the Cabinet since September 1997, out of which women representatives were appointed by Cabinet Decision for the 27 international conferences listed below. This corresponds with approximately 20% of the total for the above-mentioned official delegations to international conferences.

- The 52<sup>nd</sup> Session of the United Nations General Assembly (Alternate)
- The 53<sup>rd</sup> Session of the United Nations General Assembly (Alternate and Adviser)
- APEC Ministerial Meeting on Women (Representative)
- G8 Labour Ministers Conference (Alternate)
- The 87<sup>th</sup> Session of the International Labour Conference (Representative)
- The 22<sup>nd</sup> Universal Postal Congress (Representative)
- The 54<sup>th</sup> Session of the United Nations General Assembly (Alternate and Adviser)
- The 30<sup>th</sup> UNESCO General Conference (Adviser)
- The Fifth Session of the Conference of the Parties to the United Nations Framework Convention on Climate Change (COP5) (Representative)
- The 10<sup>th</sup> United Nations Congress on the Prevention of Crime (Adviser)
- The 88<sup>th</sup> Session of the International Labour Conference (Representative)
- The Special Session of the United Nations General Assembly entitled “Women 2000: Gender Equality, Development and Peace for the Twenty-first Century” (Representative and Alternate)
- The Special Session of the United Nations General Assembly on Social Development (Alternate)
- The 55<sup>th</sup> Session of the United Nations General Assembly (Representative and Adviser)
- The 44<sup>th</sup> General Conference of the International Atomic Energy Agency (Adviser)
- G8 Labour Ministers Conference (Alternate)
- The Sixth Session of the Conference of the Parties to the United Nations Framework Convention on Climate Change (COP6) (Representative)
- United Nations Convention against Transnational Organized Crimes (Alternate)
- The 89<sup>th</sup> Session of the International Labour Conference (Adviser)
- The Resumed Sixth Session of the Conference of the Parties to the United Nations Framework Convention on Climate Change (COP6) (Representative)
- The World Conference Against Racism, Racial Discrimination, Xenophobia and Related Intolerance (Representative)
- The 56<sup>th</sup> Session of the United Nations General Assembly (Representative and Alternate)
- The 14<sup>th</sup> General Assembly of the World Tourism Organization (WTO) (Representative)
- The 31<sup>st</sup> UNESCO General Conference (Representative)

- The Seventh Session of the Conference of the Parties to the United Nations Framework Convention on Climate Change (COP7) (Representative)
- Negotiation on the conclusion of a treaty on extradition between Japan and the Republic of Korea (Representative)
- G8 Labour Ministers Conference (Representative)

### (3) Women Working Overseas

#### a) International Organizations

The ratio of women among Japanese staff in the United Nations Secretariat shifted from 57.5% at the end of June 1997 to 57.3% at the end of 2001.

Also, the number of women Japanese staff engaged in professional posts in major international organizations including the United Nations was 180 in 1994, but the number increased to 283 in 2001. As for Japanese women working actively in senior management positions, as of the end of April 2002, there are Director of Bureau for Field Coordination (BFC) of the United Nations Educational, Scientific and Cultural Organization (UNESCO), Deputy Executive Secretary of Economic and Social Commission for Asia and the Pacific (ESCAP), and Executive Secretary of the Secretariat of the Basel Convention on the Control of Transboundary Movements of Hazardous Wastes and Their Disposal. Furthermore, a Japanese woman was elected to be an ad litem judge of the International Criminal Tribunal for the former Yugoslavia at the United Nations General Assembly in June 2001. This was the first time that Japanese woman was elected as an international judge.

#### b) Ambassadors

There have been eight Japanese women ambassadors since the first woman ambassador was appointed for the first time in 1980. As of 15 April 2002, two Japanese women were serving as ambassadors, one as Ambassador to Uzbekistan and the other as Ambassador and Permanent Representative of the Delegation of Japan to the Conference on Disarmament, which was equivalent to about 1.8% of the total number of Japanese ambassadors.

#### c) Women Staff of Overseas Establishments of the Ministry of Foreign Affairs

As of 15 April 2002, 1,071 women staff were working in the Ministry of Foreign Affairs of Japan (the Ministry of Foreign Affairs in Japan and overseas establishments) and their ratio among the total staff was approximately 19%. The number of women staff of overseas establishments was 403, accounting for about 13% of the total staff of overseas establishments.

#### d) Dispatch to Peace-keeping Operations (PKO)

Seven female SDF personnel were dispatched to a PKO mission for the first time in the SDF contingent for peace-keeping operations (PKO) in East Timor in April 2002 to engage in sanitation, communication and other activities.

### (4) Women in Development (WID)

#### a) Measures for Official Development Assistance (ODA)

The Government specifies the concept of active participation of women in development in the Official Development Assistance Charter, which was adopted by the Cabinet in 1992 and also launched the Initiative on Women in Development (WID) at the Fourth World Conference on Women (Beijing Conference) to present the measures to be taken in the WID area. The Initiative puts emphasis on

assistance to the following three areas: education, health, and participation in economic and social activities in order to facilitate empowerment of women and gender equality in development assistance.

Furthermore, the Government formulated the "Medium-term Policy on Official Development Assistance" in 1999, which covers gender as one of the priority issues in the support for poverty reduction and social development. The Government also expresses in the Medium-term Policy that it actively promotes assistance to women in the health and education sectors, and the economic independence of women, and endeavors to utilize monitoring and evaluation results regarding gender.

The Medium-term Policy also states that of the 1.3 billion people living in conditions of poverty throughout the world, 70% are women and that many women are placed in a vulnerable position in terms of education, employment and health. In addition, it places emphasis on the perspective of assistance for women in developing countries, considering the need to promote the equal participation of men and women in development as well as the distribution of the benefits derived from it in achieving balanced and sustainable economic development. Specifically, Japan is actively providing assistance to health and education for women ("Girl's Education Program in Guatemala"), family planning ("Maternal and Child Health Improvement Project in Brazil," and the "Project for Improving the Health of Mothers and Children in Indonesia" and other projects), micro-financing for promoting the economic independence of women (yen loan to "Grameen Bank in Bangladesh" and "Training on Enhancing Women's Economic Participation in Rural Area Through Scaling-up of Micro Enterprises to Small and Medium Scale Enterprises"), job training (grant aid and dispatch of experts to the "Technical Education and Skills Development Authority (TESDA) Women's Center in the Philippine"), and the improvement of the work environment (the dispatch of experts for the implementation of the "Greenery Promotion Plan," the "Karey-Gorou Green Promotion Cooperation Project" and other projects). Furthermore, the Government assists developing countries in improving policy formulation capabilities in these fields ("Project on Strengthening Sulawesi Rural Community Development to Support Poverty Alleviation Programmes in Indonesia")

Japan International Cooperation Agency (JICA), the executing agency for technical cooperation, has been considering gender perspectives in the final evaluation of each project since the establishment of the Aid Study Committee by Sector (WID) in 1990. Thematic evaluation has been conducted for the purpose of drawing lessons to incorporate gender perspectives more effectively into its projects in the future. With regard to projects in Sri Lanka which cover five areas (agriculture and rural development, industry-technical training, health and medical improvement, education and poverty alleviation), the research was conducted to identify the degree to which the gender issue is considered and its effectiveness, as well as ex-post facto evaluation to investigate the degree to which the gender issue is considered by other aid agencies in implementing their projects.

#### b) International Exchange and Cooperation in the Field of Education

In order to achieve the goals set forth by the Dakar Framework for Action, Japan is providing the following support.

- i) Japan contributes to the dissemination of literacy education in the Asia-Pacific region by funds-in-trust to the United Nations Educational Scientific and Cultural Organization (UNESCO).
- ii) Asia/Pacific Cultural Centre for UNESCO (ACCU) actively cooperates to disseminate education for women through the establishment of the "Literacy Resource Centres for Girls and Women (LRC)," development of literacy materials and so on.
- iii) In order to contribute to the formation of a gender-equal society on an international level, the National Women's Education Center, an independent administrative institution, has implemented the

“International Training Course on Processing Women’s Information” and the “Seminar on the Promotion of Education for Girls and Women” for overseas governmental organizations concerned with women’s education and leaders of NGOs since FY2001.

c) Postal Savings for International Voluntary Aid

The Ministry of Public Management, Home Affairs, Posts and Telecommunications contributes accrued interest on “postal savings for international voluntary aid” accounts to NGO aid programs in developing countries and areas. Part of these contributions are used to assist women’s independence by conducting training classes to help them acquire professional skills and holding seminars designed to improve their literacy, sanitation, nutrition and etc.

d) The Center for the Advancement of Working Women (CAWW)

As one of its projects, the “Center for the Advancement of Working Women” dispatches and invites people concerned with women’s labour issues to and from developing countries to promote exchanges among those people. The Center has also conducted “Women Labour Exchange Project,” where information is exchanged on measures and know-how of both countries for specific themes such as information technology (IT), to promote international exchanges of women and deepen mutual understanding.

e) Japanese assistance to Women in Afghanistan

The International Conference on Reconstruction Assistance to Afghanistan was held in Japan in January 2002. The Co-chairs’ Summary of Conclusions states that women’s rights and gender issues should be fully reflected in the reconstruction process and the “empowerment of women” was highlighted as a key priority area for Japan’s assistance to Afghanistan. Responding to these developments, the “Advisory Council on Assistance to Women in Afghanistan,” as a council organized by the Chief Cabinet Secretary has been held since February 2002. The Council conducts research on the current situation of women in Afghanistan and deliberates the ways of assistance, taking the needs of women into consideration.

## 2. Participation in the Women 2000 Conference

The Special Session of the United Nations General Assembly entitled “Women 2000: Gender Equality, Development and Peace for the Twenty-first Century” was held at the United Nations Headquarters in New York from 5 June to 10 June 2000. The delegation from Japan headed by Dr. Sumiko Iwao, Chairperson of the former Council for Gender Equality was comprised of four members of NGOs including Dr. Iwao, five members of the House of Councillors, and 39 members (28 out of which were women) from the Ministry of Foreign Affairs, the National Personnel Authority, the Prime Minister’s Office (currently the Cabinet Office), the Ministry of Education, Science, Sports and Culture (currently the Ministry of Education, Culture, Sports, Science and Technology), the Ministry of Health and Welfare (currently the Ministry of Health, Labour and Welfare), the Ministry of Agriculture, Forestry and Fisheries, and the Ministry of Labour (currently the Ministry of Health, Labour and Welfare).

With regard to “Further Actions and Initiatives” for the promotion of implementation of the Beijing Platform for Action, it can be evaluated that further progress has been made from the Beijing Platform for Action, including: a) the improvement of measures to tackle violence against women, b) the active participation of women in the process of decision making of policies for development and achievement of peace, and c) the improvement of employment of women through education and training in the area of information technology.

In the consultations for compiling the Initiatives, Japan endeavored to incorporate its matters of concern and interest into the outcome document, including the development of data aggregated by sex, enhancement of education, and advancement of the status of women in rural areas.

In the Special Session of the General Assembly, consultations on the outcome document were hampered due to the conflict concerning the above matters, and it was feared that the outcome document would not be adopted at the Session. Against this backdrop, Japan endeavored to promote the consultations through having Representative Iwao attending bilateral meetings with 11 countries and approaching the Association of South-east Asian Nations (ASEAN) countries.

Furthermore, Japan presided over the drafting group as vice-chairman of the preparatory committee and contributed to the promotion of agreement on the conflicting issues.

In the statement of the head of the delegation, Japan introduced its domestic measures for the realization of a gender-equal society and announced that it would host the “Second World Congress Against Commercial and Other Forms of Sexual Exploitation of Children” in December 2001, attracting from each country strong interest in this Congress.

During the period of the Special Session of the General Assembly, Japan held briefings on the progress of consultations with NGOs three times and made efforts to keep in close contact with them.

### 3. Measures to Widely Disseminate Information on International Commitments of the Government that Have an Influence on Women and Official Documents Published by the International Forums.

On the occasion of the Fourth World Conference on Women, the Special Session of the General Assembly entitled “Women 2000: Gender Equality, Development and Peace for the Twenty-first Century” and other conferences, the Government is making efforts to disseminate information on outcome documents, national reports, and statements through the briefing meetings in their preparatory stages and after the conferences, various publications and websites.

Furthermore, the Cabinet Office, with the participation of the Ministry of Foreign Affairs and the Ministry of Environment as observers held opinion and information exchange in December 2001 on the themes of poverty and the environment, which are closely related to the themes of the United Nations Commission on the Status of Women (CSW), among 12 critical areas of concern in the Beijing Platform for Action. About 40 participants including NGOs participated in this meeting.



## Article 10

### 1. Improvement of Education and Learning to Promote Gender Equality

#### (1) Gender Equality in Education

The Ministry of Education, Culture, Sports, Science and Technology (former Ministry of Education, Science, Sports and Culture) provides prefectural Boards of Education and related organizations with information, guidance and assistance in order to promote guidance throughout school education about the respect for human rights, gender equality, and mutual cooperation and understanding, giving due consideration to textbooks and educational materials used at school, and improve training of teachers.

Further, new Courses of Study start at elementary and lower secondary schools from FY2002 (amended in 1998) and at the upper secondary schools from FY2003 (amended in 1999). The new Courses of Study emphasize the importance of mutual understanding and cooperation between men and women and aims for thorough implementation of their principles.

In some textbooks on social studies and home economics descriptions are made about the Convention on the Elimination of All Forms of Discrimination against Women. Mainly in the textbooks on home economics, there are descriptions made based on diverse images of family, the importance of gender equality, and mutual understanding and cooperation.

#### (2) Promotion of Women's Studies and Studies for the Improvement of Women's Rights

Women's studies seeking to reconstruct the conventional system of learning from women's point of view are promoted further at institutions of higher education, keeping in mind the fostering of male scholars of women's studies. Efforts are also being made to make them attentive to gender in education and research activities.

According to a FY1999 research, universities that offer classes related to women's studies and the improvement of women's rights were: 45 national universities, 25 public universities, 146 private universities which amounts to 216 universities. Compared to a FY1998 research (39 national universities, 14 public universities, 140 private universities which amounts to 193 universities), there was an increase of 23 universities.

As for the class curricula, various kinds of classes related to women's studies are offered in interdisciplinary courses ranging over education, culture, legal system and other disciplines. "Women's Issues" offered at Ochanomizu University, "Women's Studies" offered at Osaka Women's University, "Women and Society" at Aichi Shukutoku University, and "Frontier of Women's Studies" and Women's Career and Workplace offered at Mukogawa Women's University are some examples of classes to list but a few.

#### (3) Social Education

##### a) Programs in Local Areas

The Ministry of Education, Culture, Sports, Science and Technology (former Ministry of Education, Science, Sports and Culture) has aided the establishment of classes and lectures on contemporary issues

such as the creation of gender-equal society and lectures on women's issues offered by the municipal offices, and the training of Gender-Equality Promotion Advisors by the prefectural governments.

As mentioned in the fourth periodic report, the "Gender Equality Seminars for Youth" designed for young people were held until FY2000 by commissioning the implementation to related organizations outside the government. In FY2000, the report was prepared to disseminate the results of the program.

Further, since FY2000, research studies have been conducted from the standpoint of gender equality to promote an educational system that values individuality from infancy and eliminates unreasonable stereotypes for gender roles both at home and in the local communities.

b) Increasing Study Opportunities for Education in the Home

As described in Article 5 (b).

(4) Increasing Opportunities for Education and Learning

Japan is promoting measures such as the expansion of the lifelong learning system, promotion of recurrent education, and expansion of the University of the Air to establish a lifelong learning society where people can learn at any stage of life, can freely select and participate in opportunities for study and can have the results of their learning appropriately evaluated. These measures also have great significance for women to participate in any area of society as men do.

(5) Empowerment of Women

In 1999, the Ministry of Education, Culture, Sports, Science and Technology (former Ministry of Education, Science, Sports and Culture), bearing in mind the current state of the local communities, started hosting the "Gender Equality Learning for Empowerment of Women," in line with the 11 major objectives of the "Basic Plan for Gender Equality" to promote the empowerment of women while sustaining partnership with men.

From FY2002, the Ministry will set up learning programs to support the management of family and local activities to create a gender-equal society by transforming the workplace-oriented mentality and life style of men.

(6) Training for People with Education Related Profession

In order to promote gender equality in school environments, lectures on gender-equal society are given at central training courses for teachers, in order to develop an understanding and further expand the consciousness of the principles of gender equality among the school principals and other teachers.

Reference materials aimed at expanding the understanding of gender equality and violence against women have been prepared and distributed to social education instructors.

The National Women's Education Center, an independent administrative institution, has hosted the "Seminar on Gender Equality Education for Teachers" so that participants may obtain knowledge needed to advance their understanding of the importance of gender equality among them.

## 2. National Women's Education Center

The National Women's Education Center (an independent administrative institution since April 2001) was established to promote women's education through the training of women's education instructors and other people with women's education related professions along with conducting a specialized research and study on women's education so that the formation of Gender-Equal Society may be facilitated. The Ministry of Education, Culture, Sports, Science and Technology (former Ministry of Education, Science, Sports and Culture) is supporting various kinds of activities organized by the National Women's Education Center and other public and private women's education facilities nationwide.

As the only national center of women's education in Japan, the National Women's Education Center offers programs such as practical training and specialized research for women's education instructors and others nationwide, conducts domestic and international exchange programs, and collects and supplies information such as creating women's information networks both within and outside of Japan by providing various types of databases to the public.

### (1) Training and Exchange Programs

The "Seminar for Staff of Women-related Facilities," "Seminar on Support for Women's Empowerment," "Seminar on Gender Equality Education for Teachers," "Seminar on Child-Raising by the Community and Family," "NWECC National Exchange Festival 2001" and "Forum on Home Education" were conducted as national scale training and exchange programs.

By joint sponsorship with four other lifelong learning related facilities, the National Women's Education Center conducted "Forums to Promote Gender Equality Learning." In FY2000, as a supplement to the Conference on Women 2000, it hosted the "International Forum on Women's and Gender Studies."

### (2) Research Programs

As for specialized research programs, the National Women's Education Center conducted "Research on Gender Equality Learning in an Aging Society" from FY1999 and "Research on Gender Statistics" and "Comparative International Research on Women's Interest in Learning and their Learning Behavior" from FY2001, and those results have been reflected in various kinds of programs.

### (3) Information Collection and Dissemination

The Information Center for Women's Education of the National Women's Education Center have produced and distributed resource materials on the provision of various types of database on women and the family, reference and photocopying service, viewing, lending and exhibiting of information resource, information training program, and "NWECC Newsletter" which provides information to the "WINET information system" and overseas.

Since March 2000, the Center has established and offered a cross search system (WinetCASS) which enables the user to make simultaneous access and search not only to the database of the Information Center for Women's Education but also to websites both domestic and foreign, and databases provided by other outside organizations.

The acquisition of skills and the creation of an information network have been advanced by establishing a learning system TICT (Training in Information Communication Technology) so as to acquire the information communication skills through a woman's perspective and by providing information, a place for communication and manuals for computers and the Internet necessary to effectively use the information and knowledge related to women.

Furthermore, the UN Economic and Social Commission for Asia and the Pacific (ESCAP) regards the Information Center for Women's Education as an important focal point in the Women's Information Network for Asia and the Pacific (WINAP), therefore the center strives to enhance its activities, serving as the base of women's information network for related organs, facilities, organizations, groups and individuals both at home and abroad.

### 3. Program for Educational Reform

The "Program for Education Reform" formulated in January 1997 by then Ministry of Education, Science, Sports and Culture to engage in educational reform concretely and actively was amended in September 1999.

One of the items of this "Program for Educational Reform" is to enhance education and learning to promote gender equality. For the purpose of eliminating the stereotyped notions for gender roles, and promoting gender equality based on the respect for human rights in order to create a gender-equal society where men and women can participate in all areas of activities as equal members of society, the Ministry of Education, Culture, Sports, Science and Technology enhances education and learning to promote gender equality through holding seminars, improving training for personnel concerned with education, developing teaching materials and taking other measures in school and social education.

### 4. Career and Vocational Guidance

As described in Article 11 1 (c).

## Article 11

### Article 11. 1

#### 1. Promotion of Measures to Secure Equal Employment Opportunities

##### (1) Implementation of the Equal Employment Opportunity Law

The revised Equal Employment Opportunity Law came into force in April 1999. In accordance with this law, discrimination against women at all the stages of employment management, from recruitment, hiring to retirement were prohibited. Equal treatment between men and women has steadily permeated into companies' employment management. Under the negative influence of the severe employment situation today, however, female students in the hiring process still face disadvantages. Also, it is observed that improvements in the actual situation has been delayed. For instance, the ratio of women who are in managerial positions is still low and has been at a standstill in recent years. There are also cases which show dismissals due to pregnancy and childbirth, as well as different treatment of women in comparison to men at retirement and in dismissals.

The Equal Employment Department of the Prefectural Labour Bureau that is the regional bureau of the Ministry of Health, Labour and Welfare receives over 20,000 consultations concerning the Equal Employment Opportunity Law per year from companies and female workers. Requests of assistance for individual dispute settlement made by female workers concerning gender-equal treatment have been increasing in recent years. Reflecting the severe employment situation, the requests related to forced retirement, dismissal and other ill treatment due to gender, pregnancy and childbirth have been increasing. The Equal Employment Department provides approximately 6,500 corrective guidance a year against those who violate the Equal Employment Opportunity Law and has been offering administrative guidance for proactive measures related to Positive Action to remove the de facto gaps that arise between male and female workers.

As for mediation, the Revision to the Equal Employment Opportunity Law enabled a petition from one of the parties concerned alone to commence the mediation process. This has resulted in an increase in mediation petitions.

##### (2) Raising Awareness for the Revised Equal Employment Opportunity Law

The Government has been conducting public relations activities to raise awareness for the Equal Employment Opportunity Law, especially during the "One Month Campaign on Equal Employment Opportunity between Men and Women," implemented every year in June toward the realization of company employment management in accordance with the Equal Employment Opportunity Law.

Especially during FY1999, the first year of the enforcement of the "Revised Equal Employment Opportunity Law," the Ministry actively held group briefings and so forth in order to raise awareness among small and medium-sized companies as well as micro companies where the law had not permeated significantly. Through cooperation with employer's associations, the Ministry also put emphasis on running public awareness campaigns for industries where legal penetration is thought to be low.

Furthermore, the Ministry requested newspaper publishing companies, classified advertising related corporations, and classified magazine-publishing corporations to cooperate in raising public awareness regarding the “Revised Equal Employment Opportunity Law” and in publishing classified advertisements in line with the said Law.

In December 1999, the Worker Dispatch Law was revised so that the employers to whom workers were dispatched would be put under the obligation to pay due diligence for the prevention of sexual harassment, and to implement measures regarding maternity health management. Together with the explanation on the “Revised Equal Employment Opportunity Law,” the Ministry disseminated information on them.

### (3) Formulation of Basic Policy

Through proactive administrative guidance, the Government has been working to secure the implementation of the Equal Employment Opportunity Law. The Government has also been actively taking measures to promote Positive Action taken by companies so as to realize the practical gender-equality.

#### a) Basic Policy on Measures for Equal Employment Opportunity

Based on Article 4 of the Equal Employment Opportunity Law, Basic Policy on measures for Equal Employment Opportunity was formulated in July 2000. Taking into account the changing working environment surrounding women workers and the progress made in related measures, this policy clarifies the issues concerning the work-life of women workers and presents a basic direction toward ensuring equal opportunity and treatment between men and women in employment.

#### b) Basic Policy on Measures for Equal Employment Opportunity for Seafarers

To ensure equal employment opportunity for seafarers, the “Basic Policy Regarding Equal Employment Opportunity Measures for Seafarers” was also formulated in February 2002.

### (4) Support for the Realization of Equal Employment Opportunities

#### a) Administrative Guidance

Administrative Guidance has been actively implemented in accordance with the actual situation of the industries in terms of type and size, after grasping thoroughly the implementation of the Equal Employment Opportunity Law, and the situation of hiring, assignment and the promotion of both men and women. For treatment that violates the “Equal Employment Opportunity Law,” correctional guidance is given. For companies that have huge gaps in hiring, assignment and promotion between men and women, advice for concrete measures such as clarifying standards for hiring and promotion as well as advice for analyzing and defining problems are also provided to improve the situation.

In FY1999, the first year of the implementation of the “Revised Equal Employment Opportunity Law,” administrative guidance focused on recruitment and hiring was conducted to eliminate gender classified recruitment. As a result, in most cases recruitment has switched to a system in which gender is no longer a criterion.

In addition, as for the employment management system differentiated by career courses, the Government gives guidance to companies that have introduced the system based on the “Important Notice Concerning Employment Management Differentiated by Career Courses” established in June

2000 so that they would conduct employment management in line with the Notice, taking into account the systems' contents and situations of their actual operation.

Furthermore, concerning the employment problem for female students, situations of corporate recruitment and hiring, and the job-hunting activities of female students were looked into. For violations of the "Equal Employment Opportunity Law," correctional guidance is given. The Ministry produced the "Rulebook for Equal Recruitment of Males and Females" in FY 2001, and has been providing enlightening guidance to those in charge of personnel affairs and interviews in the companies to thoroughly secure the gender equal hiring rules that adhere to the Equal Employment Opportunity Law.

#### b) Positive Action

As described in Article 4

#### c) Measures to Prevent Sexual Harassment

As described in Article 2

#### d) Resolution of Individual Disputes

##### (i) Dispute Settlement Support Based Upon the Equal Employment Opportunity Law

To facilitate the settlements of disputes between women workers and business owners relating to the equal treatment, the Director-General, Prefectural Labour Bureau actively gives advice, guidance and recommendations. The Disputes Adjustment Commission (the Equal Opportunity Mediation Commission was reorganized through the enforcement of the "Law on Promoting the Resolution of Individual Labour Disputes" in October 2001) also proactively undertakes mediation of resolution of disputes.

As a reflection of the severe employment situation, there are many individual disputes between women workers and business owners related to retirement suggestions and dismissal. Especially, cases of forced retirement or dismissals due to pregnancy and childbirth have been increasing. Most of the cases for individual dispute settlement assistance have been solved by the assistance of the Director-General, Prefectural Labour Bureau.

As for mediation, led by the Amendment to the Equal Employment Opportunity Law, which stipulates that with a petition from one of the parties to the dispute mediation may start, the number of petitions for mediation has increased. The contents of mediation requests were placement, promotion and layoff. For FY2001, the cases of individual dispute settlement composed of 107 cases of assistance provided by the Directors of the Labour Department of Prefectural Offices and five cases of application filed to the mediation.

##### (ii) Dispute Resolution Assistance Based on Law on Promoting the Resolution of Individual Labour Disputes

To promote the prompt and appropriate resolution of disputes between individual workers and business owners concerning labour relations, "Law on Promoting the Resolution of Individual Labour Disputes" came into force on 1 October 2001.

As for individual disputes related to sexual harassment, etc., they will not fall into the scope of advice, guidance and recommendation by the Director-General, Prefectural Labour Bureau and mediation by the Disputes Adjustment Commission based upon the Equal Employment Opportunity Law. Instead, resolution of such disputes is sought through advice and guidance by the Director-General, Prefectural Labour Bureau or through conciliation by Disputes Adjustment Commission based upon "Law on Promoting the Resolution of Individual Labour Disputes."

e) Review on So-called Indirect Discrimination

Regarding so-called "indirect discrimination," a social consensus on its definition has not been established yet. The scope of problems vary from person to person. Therefore, discussion needs to be exhausted to form a consensus on what sort of cases constitute discrimination. The Ministry of Health, Labour and Welfare has been collecting information about measures, precedents and cases from other countries and will continue to review this matter. A forum for deliberation will be established in 2002.

## 2. Organization of Employment Conditions within the Diversifying Forms of Employment

Although the issue does not directly fall under this paragraph, because the majority of part-time workers and dispatch workers are held by female workers, the measures taken relating to these forms are reported as reference.

### (1) Part-time Workers

In recent years, part-time labour has increased and become an indispensable part of Japan's economy. Amidst this situation, making part-time work a satisfactory form of employment is an important issue to promote the exertion of women's abilities.

To improve labour management of part-time workers, based on the "Law Concerning the Improvement of Employment Management, etc., of Part-time Workers" (hereinafter referred to as the "Part-Time Work Law"), the Ministry of Health, Labour and Welfare is advancing measures to raise thorough awareness of this said law and guidelines for employers. Subsidies for employers to support their efforts to follow this law are also provided. Practically, in relation to labour management of part-time workers, Article 3 of the Part-Time Work Law provides due consideration for the balance between part-time workers and regular employees. To this end, voluntary initiatives are promoted while the Ministry provides information to workers and employees concerning the concept of personnel management that considers the balance with regular employees.

As for the modalities of part-time labour policies for the future, from March 2001, a study group was established to review the issue. Also, as for the fair and balanced treatment, etc., of part-time workers befitting the ways they work, from the standpoint of advancing work sharing, government, workers and employers are considering the issue.

Previously, the Employment Insurance System was applied to part-time workers who met all the following three requirements: (i) those who have a chance of renewal of employment contract; (ii) those who have more than 20 hours per week of predetermined working hours; and (iii) those who are expected to earn more than ¥900,000 in a year. The Government has been making efforts to expand the application of the system by abolishing the third requirement from April 2000.



## (2) Dispatch Worker

The number of dispatch workers in FY2000 was approximately 1.39 million. In 1999, women accounted for 69.7% of this population.

To ensure workers' proper employment opportunities, responding to the shift in the socio-economic situation in recent years and the needs to secure the diversity of choices for workers, various measures have been implemented based on the "Law for Securing the Proper Operation of Worker Dispatching Undertakings and the Improved Working Conditions for Dispatched Workers." Through the Amendment to this Law in 1999, as a prerequisite for liberalization of applicable types of work in principle, worker protection measures (measures that should be taken by the employers of dispatch workers, such as protection of personal information, notification of enrollment status of social insurance and labour insurance to the companies where the workers are dispatched) were enhanced, and the Ministry has been making efforts to further ensure appropriate working conditions for dispatch workers.

Previously, the Employment Insurance System had been applied to registered type dispatch workers meeting all the following four requirements: (i) those who have a chance of renewal of employment contract; (ii) those who have more than 20 hours per week of predetermined working hours; (iii) those whose predetermined working days for one month are more than 11 days; and (iv) those who are expected to earn more than ¥900,000 in a year. From April 2001, requirements (iii) and (iv) were abolished in an effort to expand the system's application.

Article 11. 1. (c)

1. Policies to Enable Flexible Choice of Profession

(1) Development of Vocational Ability

In order to take appropriate measures to respond to the diversifying forms of labour while promoting individuality, the Ministry of Health, Labour, and Welfare is proactively advancing measures including: (i) Development of a career development support system in accordance with vocational life planning; (ii) reinforcement and upgrading of information collection and provision systems related to vocational ability development; (iii) development of an appropriate vocational ability evaluation system through government and private cooperation; and (iv) securing of various educational training opportunities necessary for vocational ability development.

The Study and Training Benefits System was established in December 1998 as a part of the Employment Insurance Benefits System aimed at supporting the voluntary initiatives of the workers to develop their vocational abilities and promote employment stability and re-employment. In 2000, 136,837 men and 133,300 women received this benefit. Of those who received this benefit through the 308 public vocational training facilities in 2000, 49% were men and 51% were women.

(2) Career and Employment

a) Career and Vocational Guidance

Recognizing that women tend to take up clerical work and major in humanities at university or college more often than men, the Government has been implementing various measures to further improve and enhance the vocational guidance at school so that every student, regardless of gender, can acquire the ability and attitude to think about his or her own way of life and to decide their future career subjectively.

The Government calls on universities and colleges to hold career guidance for students, and since FY 1995 it has been conducting "National Vocational Guidance" meetings where employment counselors at universities and company staffs in charge of recruitment can exchange views and information. At the same time, it has been taking measures to promptly provide employment-related information to students, promote vocational guidance for female students through the dispatch of employment counselors to universities; and request each business organization and others to cooperate to ensure equal employment opportunity to female students.

b) Promotion and Cultivation of Work-related Consciousness and Awareness among Female Students

The female student employment problem is partly caused by their making choices of career and profession based on a stereotyped way of thinking and mentality as is shown by the mismatch of job description that arises partly from the female students' still strong inclination to obtain clerical jobs even though back-office sections within companies are shrinking.

The Ministry of Health, Labour and Welfare, therefore, has made efforts to enhance education for the cultivation of awareness of gender-equality and vocation from the early stages of school education and

to encourage female students to make appropriate choices and choices of career and profession by providing opportunities to think about life-long vocational plans in accordance with their “life plans” and providing various vocation-related information on future industry, choice of profession and other information relating to employment. Relevant information is also provided to guidance counselors and others to support their guidance.

Beginning in FY2000, through cooperation with high schools, support projects to formulate gender-free vocational consciousness are also being implemented.

## 2. The Center for the Advancement of Working Women

As a base facility that comprehensively and proactively implements measures to support working women, the “Center for the Advancement of Working Women (CAWW)” was established in January 2000. This Center displays the history, current situation and future of Japan’s working women. The Center conducts various support measures including holding seminars and consultations for the full utilization of women’s potential, supporting female entrepreneurs, providing information for female students to choose an appropriate profession and providing other information related to working women.

## Article 11. 1. (d)

## 1. Equal Remuneration in Respect of Work of Equal Value

Article 4 of the Labour Standards Law prohibits discriminatory treatment in wages solely based on gender. As to the gap in average wages between men and women workers (excluding part-time workers), the average wage of women workers was 65.5% of men workers in 2000, and the gap has been gradually narrowing. It is thought that this gap stems largely from the difference in type and rank of job and from the fact that the women's length of working years is shorter than that of men.

As for measures to eliminate the difference between men and women in terms of the field of work, the Ministry of Health, Labour and Welfare has been endeavoring to ensure through proactive administrative guidance the implementation of the "Revised Equal Employment Opportunity Law," which prohibits such acts as the discrimination against women in recruitment/hiring, assignment and promotion, or the practice of employment of "women only" or with "preferential treatment of women" with a recognizable effect on fixing the women's field of work and separating men's duties from women's. The Ministry also supports the spread of Positive Action to close the existing gap between men and women workers.

As for measures to eliminate the difference between men and women in the length of service, the Ministry of Health, Labour and Welfare is actively promoting measures to manage working life and family life and to shorten working hours so that both men and women can continue to work while playing their roles as a member of family, including caring for children and other family members.

At the same time, in order to eliminate these differences between men and women, it is important to correct the rigid way of thinking about abilities and roles of men and women, underlying such differences. To this end, the Ministry has been conducting public awareness activities continuously.

Furthermore, the Ministry has been providing correctional guidance for violations of these provisions under the Labour Standards Law.

The Ministry of Health, Labour and Welfare has established a study group between FY2001 to FY2002 to analyze the causes of the wage gap between men and women and to assess the effects of corporate wages and benefits systems and others on the wage gap.

## 2. Measurement and Quantification of Women's Unpaid Work in the Household

## (1) Basic Survey Related to Time-Budget

The Ministry of Public Management, Home Affairs, Posts and Telecommunications conducted the Survey on Time Use and Leisure Activities with the objective of clarifying the national time-budget activities, as of 20 October 2001. In this survey, it was intended to enrich basic data contributing to the quantitative understanding of unpaid work at home including housework while keeping the items of the previous questionnaire.

## (2) Valuation of Unpaid Work

In May 1997, the Cabinet Office (the former Economic Planning Agency) published its estimate of monetary value of housework, social activities and other unpaid work.

This report shows that the monetary value (in terms of Opportunity Cost Method\*) of unpaid work in 1996 totaled ¥116 trillion, accounting for 23% of the GDP. Unpaid work done by women was estimated at ¥98 trillion, or 85% of the total.

The result of the study of Elderly Care and Childcare Satellite Accounting was publicized in June 2000. Elderly Care and Childcare Satellite Accounting aims at grasping the monetary value of society-wide costs of production and spending activities in relation to “elderly care and childcare service,” thereby contributing to understanding and analyzing the economic aspect of elderly care and childcare services. Here “elderly care and childcare services” include the services provided by the Government as social welfare services, paid services provided by enterprises and the services provided by family members free of charge which are not usually monetarily valued. Particularly, the monetary value of the “elderly care and childcare services done by family members” was calculated by applying the above-mentioned opportunity cost method. The result shows that the production value of family services is the largest among the sectors with elderly care at ¥1.7 trillion (37% of the entire elderly care service production value) and childcare at ¥7.3 trillion (74% of the entire childcare service production value).

Breaking down this production value of family services, it becomes evident that women and mothers accounted for an extremely high percentage: for elderly care divided by gender, women accounted for 82%; and for childcare divided by father, mother, grandfather and grandmother, mothers made up 86%.

\*Opportunity Cost Method is obtained by evaluating lost profits incurred by a person who gives up providing his/her labour on the market in order to engage in unpaid work.

Article 11. 2. (c)

1. Establishment of Systems for Child Care and Family Care

(1) Provisions in the Basic Law for a Gender-equal Society

Article 6 of “the Basic Law for a Gender-equal Society” stipulates, “Formation of a Gender-equal Society shall be promoted so that women and men can perform their roles smoothly as household members in home-related activities, including child-raising and nursing of family members through mutual cooperation and social support, and can thus perform activities other than these.”

(2) Revisions of the Child Care and Family Care Leave Law

The “Law to Amend the Child Care Leave Law” (law No.107 for 1995) has been fully enforced since April 1999, and the family care leave system, etc., has uniformly become a responsibility of the employer. This law allows men and women workers to take up to three months off on request for care of family members by applying to the employer.

In 1997, along with the removal of restrictions on late-night work by women workers, the Child Care and Family Care Leave Law was revised to establish the system of limitation on late night work for men and women workers engaged in childcare or family care. This revision has been enforced since April 1999.

Furthermore, the Law regarding the “Partial Revision of Law Concerning the Welfare of Workers who Take Care of Children or other Family Members Including Child Care and Family Care Leave,” including in its content the prohibition of unfavorable treatment by reason of childcare leave, etc., as well as the establishment of the right to request exemptions from overtime, was established on 9 November 2001 and was promulgated on 16 November 2001.

The outline of the Law is as follows.

i) Prohibition of Unfavorable Treatment by Reason of Child Care Leave

An employer shall not dismiss or apply other unfavorable treatment on a worker by reason of a worker applying for or taking childcare or family care leave.

ii) Restrictions on Overtime Work

Those who care for children who have not yet reached school age or those who need to take care of family members who require nursing care, can request exemption from overtime work exceeding 24 hours a month or 150 hours a year.

iii) Raising the Age of Children to Whom are Applied Measures to Shorten Working Hours, etc.

The age limit of the children to whom are applied compulsory measures for employers to shorten working hours, etc., has been raised from below one year of age to below three years of age.

iv) Responsibilities for Employers to Make an Effort to Give Leave to Those Caring for Sick or Injured Children

Employers shall make efforts to take measures for employees with children who have not yet reached school age to take leave for taking care of sick or injured children.

v) Considerations for Job Transfers

Employers who transfer employees to a position with a change in location shall consider the employee's childcare and nursing care situation, such as understanding the situation and making allowances for his/her intention.

vi) Awareness Cultivation by the Government

The Government shall take necessary measures including public relations activities to deepen among employers, employees and the rest of the national public the understanding of management of life at work and family life by workers who take care of children and other family members.

vii) Date of Enforcement

1 April 2002. However, i) and vi) came into force on the day of promulgation (16 November 2001).

In FY1999, the former Ministry of Labour (currently the Ministry of Health, Labour and Welfare) conducted the "Basic Survey on Women Worker's Employment Management." According to this survey, 56.4% of women who delivered children took child care leave, and 0.42% of men with spouses who delivered children took child care leave. Compared with the corresponding figures of 49.1% (women) and 0.12% (men) in FY1996 (survey was conducted for employees of corporations that had child care leave systems in FY1996), there is a steady increase in both men and women who take child care leave. For FY1999, the ratio of men and women who took child care leave was 97.6% for women and 2.4% for men. Compared to the FY1996 ratio of 99.4% for women and 0.6% for men, FY1999 figures show an increase in the rate of men though it still remains at a low level.

(3) Revision of the Employment Insurance Law

To improve support for managing life at work and family level, and to support and promote smooth continuation of the former, the Employment Insurance Law was revised, and since January 2001, the benefit rate of child-care and nursing care was raised from 25% to 40% of the wages prior to the leave.

(4) Support for Child Raising

a) Support Measures for the Balancing of Work and Child Raising

Support for managing life at work and child raising has been an important and urgent issue for the formation of a gender-equal society in Japan, therefore, in January 2001, the "Specialist Committee on Support Measures for the Balancing of Work and Child Raising" was established under the Council for Gender Equality. Based on the final report from this committee, the "Comments on the Policies on Support Measures for the Balancing of Work and Child Raising" were approved by the Council, in June 2001. Based on the Comments, the "Policy on Support Measures for the Balancing of Work and Child Raising" was approved by the Cabinet. This policy provides numerical targets and deadline for measures including a strategy for no children waiting lists for day-care centers and the establishment of after-school measures for children.

The strategy for no children waiting lists for day-care centers and the establishment of after-school measures for children have been incorporated into both the "Reform Work Schedule," which indicates the direction of Japanese structural reforms, and the "Front-Loaded Reform Program" included therein, which contains measures requiring implementation with particular urgency.

#### b) Diverse and High Quality Child Care Services

In 1999, the Government adopted the “Concrete Plan to Implement a Priority Measures for the Declining Birth Rate (New Angel Plan)” to meet diversifying demands for nursing, brought about as a result of an increase in the number of working women and change in working pattern, and to support management of work and child care. Based on this plan, since FY2000, the Government has been promoting measures such as the acceptance of infants (0 to 2 year olds) with the highest demand for care was expanded, childcare hours were extended (in general later than 6pm), and temporary childcare and others have been advanced.

#### c) Development of Day-Care Centers

As of 1 April 2001, there are 22,218 childcare or day-care centers with 1,828,312 children enrolled.

In order for local governments to flexibly respond to challenges including no children waiting lists for day-care centers through deregulation related to certified day-care facilities that meet the Child Welfare Facilities Minimum Standard, a series of deregulations, including abolishment of limitation of establishment entity, were implemented in March 2000.

In order to promote the no children waiting lists for day-care centers incorporated in the “Policy on Support Measures for the Balancing of Work and Child Raising” (Cabinet decision on 6 July 2001), which was formulated based on comments of the Council for Gender Equality, efforts are being made to develop necessary facilities to accommodate the increase of 150,000 children by FY2004.

As the first child care facility in Kasumigaseki, which is the government office district, the “Kasumigaseki Nursery” was established by the mutual aid society of the Ministry of Education, Culture, Sports, Science and Technology in October 2001. In consideration for the working situation in Kasumigaseki, child care hours were set until 10 p.m. in an attempt to develop an environment which supports working parents taking care of their children.

#### d) After-School Measures for Children

The Ministry of Health, Labour and Welfare is making efforts to provide school children in the lower grades whose parents are not at home in the afternoon due to work and other reasons with fora for playing and living after-school through utilizing child welfare facilities, etc., (after-school children’s clubs). As of 1 May 2001, this has been implemented in 11,803 locations with 452,135 registered children.

In accordance with the “Policy on Support Measures for the Balancing of Work and Child Raising” (Cabinet decision on 6 July 2001), the acceptance system of after-school children including after-school children’s clubs will be expanded to 15,000 locations by FY2004.

#### e) Support for Child Raising in Kindergarten

To meet the diversifying needs of the kindergarteners’ parents, “day care,” which is the care service provided prior to and after four hours of curricular activities and during vacations, is being advanced. Whereas in 1997 approximately 30% of Japan’s kindergartens provided this service, in 2001 more than 50% provided it.



## (5) Establishment of the Long-term Care Insurance System

In order to establish a system whereby society as a whole supports those who are facing the need of long-term care in the aging society, the Long-term Care Insurance Law passed the Diet in December 1997. After the subsequent preparatory period, the system was enacted in April 2000. Under this system, elderly persons aged 65 or over who are bed-ridden and/or with senile dementia and people from 40 to 64 years of age who are in need of long-term care due to specific age-related diseases are provided with long-term care services covering both in-home service and institutional services for their comprehensive use. This system aims at supporting the elderly and their families.

As of June 2001, there were 802,191 men and 1,898,350 women who were certified as requiring support or care; women made up approximately 70% of the total. With regard to the gender of principal care-givers, the number of women was larger than that of men; women made up 72.2% and men made up 19.5% in 2000. The rate of female care-givers has been decreasing compared to the rate of 85.1% in 1995, when the long-term care insurance had not yet been introduced.

The funds for insurance payments come from public funds and the insurance premium which people aged 40 or over pay. 10% of the costs to which insurance is applied are borne by the user. After the introduction of the system, a steady increase has been identified in the number of service users and the amount of use showed a steady increase compared to the respective corresponding figures before its implementation, demonstrating the expected effect. This system has generally had a favorable start.

In December 1999, taking into account the implementation of the Long-term Care Insurance System, the Gold Plan 21 was formulated (Five Year Strategy to Promote Health Care and Welfare for the Elderly). Based on this plan, infrastructure development measures have been qualitatively and quantitatively promoted.

## (6) Support to Make Work Compatible With Nursing of Family Members

### a) Developing an Environment Which Makes it Easier to Continue to Work While Nursing Family Members

From FY2000, "Child Care Leave Substitute Personnel Securing Subsidy" is provided for those employers who have secured substitute personnel during an employee's child care leave and returns the employee to the former job or an equivalent position, after stipulating the treatment of workers who take child leave in their rules and regulations; that is in principle those shall be returned to the former job or equivalent position.

Family Support Center projects which conduct community based mutual support activities by local membership clubs composed of those who extend child care assistance and those who want to receive such services in order to meet irregular or fluctuating needs for child care that the existing day-care centers can not cope with such as a sudden need to work overtime. Since FY2001, this project has been enhanced comprehensively by taking such measures as promoting their establishment in large cities, strengthening their cooperation with childcare facilities and increasing the number of their locations. The establishment of facilities has been promoted toward enhancement of child-raising support in the community, in FY2002 (286 locations by FY2002).

b) Support for Re-employment

The “Re-employment Support Project” has been provided to support those who quit their jobs for childcare and nursing care but wish to be reemployed in the future. This project has been gradually expanding its implementation areas, and from FY2002, services are available in all 47 prefectures.

Furthermore, in the Public Employment Security Office (Compatible Support Hello Work) that undertakes support for managing life at work and family life, reemployment support services are given to those who want to be newly employed but have childcare, housework and nursing care constraints, by providing detailed employment consultations, employment introductions and other services.

## Article 12

### 1. Maintaining and Promoting the Health of Women Throughout Their Lives

#### (1) Overview of “Sukoyaka Family 21 Plan”

In 1998, “Study Group on the Health Support Project for Women Throughout Their Lives” was established under the supervision of the Director of Children and Families Bureau of the Ministry of Health and Welfare (currently the Ministry of Health, Labour and Welfare). The group studied the present situation of women’s health, evaluated the policies implemented and considered the future directions of women’s health policy. In 1999, the group filed and published its evaluation results.

In November 2001, “Sukoyaka Family 21 Plan” was adopted to propose a vision for the principal measures for maternal and child health in the 21<sup>st</sup> century. The plan is characterized as a national campaign promoted jointly by all the parties concerned such as the Government, local governments, medical institutions and citizens. It has set the objectives that should be achieved by 2010 in the following fields: (i) stepping up health care measures and health care education for adolescents; (ii) assuring safety and comfort during pregnancy and childbirth, and supporting infertile couples; (iii) improving the environment for maintaining and improving the standards of child health care and medical service; and (iv) promoting peaceful mental development of children and alleviating anxiety about child rearing.

Since FY2000, special training on maternal and child health services, reproductive health/rights and other related subjects have been implemented as a new measure to educate people with professional skills working in maternal and child health care; such as public health nurses and midwives.

In response to the need for an environment appropriate for the development of future generations, in FY2001, the National Center for Child Health and Development was established to promote comprehensive health care that includes infantile health care and maternal/paternal health care.

#### (2) Health Support Service

In FY2000, the services supporting the health of women throughout their lives were implemented in 27 prefectures and designated cities accounting for 31% of the total. Specifically, improvement was made by extending consultation and health education services provided by public health nurses and others concerning health problems peculiar to women throughout their lives (such as gynecological problems, menopausal disorders, pregnancy, contraception, childbirth concerns, infertility, etc). Further, training sessions for consultation advisers were continuously organized.

A research study on supporting the health of women throughout their lives was conducted along with a research study identifying the cause and exploring a cure for diseases common to women (such as osteoporosis). From 2002, a research focused on the menopausal disorder will be organized.

#### (3) Sex Education and Enlightenment

As for school education, efforts have been made to further improve and enhance guidance on sex through classes such as “physical exercise,” “health and physical education,” “science,” “home economics,” “moral education” and “special activities.” Through this guidance, students, depending on

their developmental stage, are expected to acquire a scientific knowledge about sex and reproduction, to understand the value of life, base their view for the other gender on respect for human rights and equality between men and women and behave themselves appropriately. To this end, various policies have been promoted by way of creating teaching materials and guidelines for teachers and holding training sessions.

Further, junior high school students are given instructions about such matters as requires appropriate response to and treatment of sex related information or choice of action. Senior high school students are given instructions about fertilization, pregnancy, childbirth and their subsequent health problems along with the physical and mental effects caused by artificial abortion so that they will understand the need for making appropriate decisions and taking appropriate actions, including an appropriate response to and treatment of sex related information.

Regarding social education, prefectures and municipalities are encouraged to establish lectures and seminars dedicated to issues including sex and women's health problems, which are differentiated according to their purposes and audience.

#### (4) Supporting the Health of Women Throughout Their Lives

##### a) Adolescents

As an objective to be achieved by 2010, "Sukoyaka Family 21 Plan" advocates generating a downward trend in the rate of artificial abortion and sexually transmitted disease among the teenage population.

Statistics have shown that undesired pregnancy cases in the teenage population were 7.0 (out of 1000 females) in 1996 and rose to 12.1 (out of 1000 females) in 2000, demonstrating an increasing trend. To prevent this trend, in 2000, the Government has set the basic guideline "Enactment of a handbook of adolescent sex and health" and has notified each government of the guideline so that the local government will prepare its handbook for adolescents regarding adolescent sexual behavior and health. This guideline, taking into consideration reproductive health and rights is intended for adolescents to deepen understanding of the importance of sex education, contraception, the effects of artificial abortion, sexually transmitted disease and other matters. It also intended for them to respect the human rights of the partner and refrain from sexual behavior which is not based on the equal relationship with the partner.

##### b) Period of Pregnancy and Childbirth

###### i) Providing maternal and child health services throughout pregnancy until childbirth

As an objective to be achieved by the year 2010, "Sukoyaka Family 21 Plan" is promoting measures to decrease the maternal mortality rate and increase the ratio of people satisfied with their pregnancy and childbirth.

Further, "Sukoyaka Family 21 Plan" is also encouraging medical institutions to provide information so that the users can select pregnancy and childbirth medical service. At the same time, regarding obstetric techniques, considerations are made to respond appropriately to different risk levels and review are to be made in the practice of Evidence Based Medicine (EBM) as a measure to achieve Quality of Life (QOL) and effective medical service.

In 2001, the content of the Maternal and Child Health Handbook was modified to newly include a clause that identifies the importance of the father's participation in childrearing, and a clause that enhances the policy for maternal leave and other pregnancy and childrearing related support measures that will allow working parents to manage both their profession and childrearing. It has been in effect since April 2002.

ii) Enrichment of Consultation on Infertility and Other Services

"Sukoyaka Family 21 Plan" considers support for tackling infertility as one of its objectives, therefore, in FY2000, services were extended by establishing centers for consultation on infertility in 18 locations in prefectures and designated cities.

iii) Enrichment of Perinatal Medical Service

Maternal mortality and perinatal mortality rates in Japan have experienced a scarce change over the past few years. In 2000, the number of maternal deaths was 78 and the maternal mortality rate was 6.3 per 100,000 births. The infant mortality rate was 3.2 per 1,000 births; and the neonatal mortality rate was 1.8 per 1,000 births, which accounted for 55.0% of infant mortality. While the perinatal mortality rate (the number of fetal deaths at 22 weeks and over the gestation period, plus the number of early neonatal deaths, divided by the number of births plus the number of fetal death at 22 weeks and over the gestation period, which was multiplied by 1,000) was 5.8%. All these figures are on the decline year by year.

"Sukoyaka Family 21 Plan" advocates the reduction of the maternal death rate by half and the maintenance of its world highest standard of low perinatal mortality rate as its objective to be achieved by 2010.

The number of babies each woman gives birth to is on the decline, while the number of women becoming pregnant at the age of 35 and older and the number of premature babies weighing less than 1,500 grams are on the increase. Against this background, the Government is promoting improvement of perinatal intensive care units (PICU) and neonatal intensive care units (NICU) across the country to provide advanced health care services for pregnancy, childbirth and infancy as a part of its efforts to create an environment where people can give birth to babies and bring them up in peace. Since 1996, the Government has been promoting the establishment of a medical system for pregnant women and newborn infants in the prefectures.

iv) Environment and Conditions for Women's Contraception

Low dosage pills were approved for use in 1999 and the female condom and other contraceptive devices in 2000.

In 2000, the Maternal and Child Health Law was partially amended, to extend the deadline, by which the Reproductive Health Advisor, such as a midwife, can sell medication and use devices necessary for birth control, from 2000 to 2005.

c) Adulthood and Senility

Osteoporosis is a disease of bone fracture and others, and in a progressively aging society, it is expected to become more common. Thus, early diagnosis of people with decreasing bone density and prevention of osteoporosis is needed.

For this purpose, since 1995, a checkup for osteoporosis for females in their 40's or 50's, or those shortly before or after menopause, has been included in the overall health examination under the Health and Medical Service Law for the Aged. Moreover, since 2000, as part of the Elderly Health and Medical Service 4<sup>th</sup> Plan, efforts have been made to achieve early diagnosis and prevent osteoporosis, by separating checkups for osteoporosis from others for easier access along with providing health education and consultation on osteoporosis (prevention of falling down). Municipalities are in charge of implementing these services, and the national, prefectural and municipal governments each pay a third of the expenses.

## 2. Measures against Problems that Threaten the Health of Women

### (1) Measures against HIV/AIDS, Sexually Transmitted Disease

As of 2001, the number of human immunodeficiency virus (HIV) infected people reported was 534 males and 87 females and as for the acquired immunodeficiency syndrome (AIDS) patients, 282 males and 50 females. The number of AIDS patients is now the highest ever and the infection is still increasing (As of December 30, 2001).

Comprehensive measures including the prevention of and medical service concerning HIV/AIDS are to be implemented through the cooperation among the Government, local governments, and NGOs including medical service groups and patient groups in accordance with the principles of the "Principles in Prevention of Specified Infectious Disease in Relation to Acquired Immunodeficiency Syndrome" that was formulated in 1999, based on Article 11 Section 1 of the "Law Concerning the Prevention of Infectious Diseases and Medical Care for Patients Suffering Infectious Diseases" (law number 114 of 1998).

Further, in relation to targeted groups who are epidemiologically concerned about having the risk of infection and are thus in need of special care, such as adolescents, foreigners in Japan, homosexuals as well as employees and customers of the sex industry, the Government is to implement additionally effective measures in the highest consideration of their human rights and social backgrounds.

Further, to reduce the risk of infection, a system is to be established to support awareness raising and information disseminating projects meeting the demands of those who need individualized guidelines such as females and pregnant women.

The measures defined by the "Principles in Prevention of Specified Infectious Disease in Relation to Acquired Immunodeficiency Syndrome" are as follows:

- i) investigation into the cause, prevention of outbreak and spread;
- ii) providing medical services;
- iii) promotion of research development;
- iv) international cooperation;
- v) respect for human rights, awareness raising and information dissemination, education, renewed cooperation with related agencies; and
- vi) promotion of measures against HIV/AIDS by prefectural governments and other public agencies.

## (2) Education on and Understanding of HIV/AIDS

In view of the importance of education in deepening correct understanding of HIV/AIDS and eradicating prejudices and discrimination against people suffering from or infected with HIV/AIDS, the Government has been enhancing HIV/AIDS education by taking the following measures: (i) producing and distributing textbooks on AIDS to elementary, junior and senior high schools since FY1992; (ii) preparing and distributing teaching materials for teachers since FY1992; (iii) conducting training of teaching staff since FY1993; and (iv) conducting practical research in areas designated as AIDS education promotion areas since FY1993, inaugurating a project to establish an HIV/AIDS education information network in FY1995 to disseminate and utilize HIV/AIDS information nation-wide.

As for social education, HIV/AIDS and other related matters have been taken up in community based learning activities.

Article 13

Article 13. (b)

1. Measures for Fatherless Families and Widows

Mothers of fatherless families, including unmarried mothers and widows are often in an unstable condition financially and mentally as they are financially responsible for their family and at the same time have to bring up their children. The Government therefore has been promoting various measures for such mothers to bring stability to their life and encourage them to become independent, based mainly on the Law for the Welfare of Mothers with Dependents and Widows (Law for the Welfare of Fatherless Families and Widows) and the Child Rearing Allowance Law in close cooperation with relevant policies. Specifically, the Government extends low-interest or interest-free loans to start a business, offers opportunities to consult experts, including lawyers, to such women having legal problems and difficulties in running a business and provides childrearing allowance.

Currently, in the midst of the increasing divorce rate, fundamental review is considered to be made on the measures intended for mothers of fatherless families including unmarried mothers and widows to bring stability to their life and enhance their independence. While enhancing measures for supporting childrearing, consideration is also being given to develop comprehensive measures such as strengthening of the consultation system and promoting measures to assist in taking jobs.



## Article 14

### 1. Special Considerations for Rural Women

#### (1) Women Engaged in the Agriculture, Forestry and Fisheries Industry

In Japan, the number of women engaged in agriculture in Japan is 2,171,000 (as of 2000), which accounts for 55.8% of the total population engaged in agriculture. As for forestry, the number is 10,000 (as of 2000), accounting for 14.3% of the total population engaged in forestry, and for fisheries, the number is 46,000 (as of 1999), accounting for 17.0% of the total population engaged in fisheries.

Hence, in Japan, women play an important role in sustaining agriculture, forestry and fisheries including their major role in management. Moreover, they have greatly contributed to the management of life in rural areas and maintenance and vitalization of the local community; therefore, there is a great anticipation for women's participation in the society.

#### (2) New Laws and Ordinances Enacted for the Creation of a Gender-equal Society in rural areas

In June 1999, "the Basic Law for a Gender-equal Society" was formulated, and in July of the same year, the "Basic Law on Food, Agriculture and Rural Areas" was enacted, which appropriately evaluates the roles and works of women in farm management and stipulates Japan's commitment to creating an environment to ensure opportunities for women to voluntarily participate in farm management and other related activities. The Basic Plan formulated based on this basic law was formulated in 2000.

In the "Basic Law on Fisheries Policy," which was enacted in 2001, the advancement of women's participation in society is stipulated. Also, the Basic Plan formulated based on the "Basic Law on Forest and Forestry" enacted in the same year stipulates the promotion of women's participation. Thus, legal framework for the participation of women in agriculture, forestry and fisheries is being established.

In line with the basic plans formulated based on the basic laws, comprehensive measures will be taken for the creation of a gender equal society in rural areas.

In May 2001, in the development of the legal framework, the Ministry of Agriculture, Forestry and Fisheries established the Headquarters for the Promotion of Gender Equality with the senior vice-minister of the ministry as the president. To make the efforts genuinely fruitful, the Ministry has been holding local conferences, collecting proposals from the public and conducting related activities for women engaging in agriculture, forestry and fisheries.

#### (3) Reforming Consciousness and Behavior in All Places

To advance women's participation in agriculture, forestry and fisheries, since 1997, the Government has been implementing measures by promoting awareness of local communities and family members including men, setting targets for women's participation, such as increasing the ratio of women to the total number of board of directors at agricultural cooperatives, and taking other measures.

Looking at women's participation in decision-making processes for policies and plans, the ratio of female members in agricultural committees increased from 0.74% (as of 1997) to 1.64% (as of 1999), the ratio of individual female regular members of the agricultural cooperatives rose from 13.52% (as of

1997) to 13.99% (as of 1999) and the ratio of female officials in agricultural cooperatives rose from 0.29% (as of 1997) to 0.44% (as of 1999). For the fishing industry, the ratio of female members increased from 5.55% (as of 1997) to 5.72% (as of 1998) for individual regular members of the fishery cooperatives and from 0.18% (as of 1997) to 0.23% (as of 1998) for officials of the fishery cooperatives. Although the ratio of female participation is still at a low level, there has been a trend of incremental upward change in recent years.

#### (4) Creating an Environment Conducive to the Lives and Activities of Women

In rural areas, facing decreasing youth population and progressive aging society, it is crucial to promote settlement of the young generation and to create an environment in which all generations and especially women feel comfortable to live and work.

In order to support activities such as the processing of agricultural, forestry and fishery products and other activities managed by women, the Government is promoting measures such as construction of facilities equipped with childrearing spaces to create an attractive living environment by encouraging equal participation of men and women in local communities, including improvement of social and daily customs, and by utilizing the characteristics of the area.

#### (5) Wages and Salary in Family Business

Whether women receive fair amount of wages or salary for their work is one of the measurements to determine the degree of advancement of the economic status of women.

According to 1999 research, 77% of women engaged in agriculture are receiving wages and salary, out of which 43% receive a fixed amount every month. 23% of the women do not receive any wage or salary. In the age group younger than 30, 84% receive wages and salary, out of which 63% receive a fixed amount every month. 16% of the women do not receive any wage or salary. It is now becoming a standard that the younger age group of women engaged in agriculture receive a fixed amount of wages and salary.

As an effective measure to promote the advancement of financial status and the clarification of functions in Family Farm Management, the Government advocates concluding family business agreements and establishing corporations. The family business agreement is an arrangement concerning working conditions such as salary and days off and on work sharing, decided after discussions among family members engaged in farm management. The number of families which have concluded such agreements is increasing yearly. In 2000, such families amounted to approximately 17,000.

#### (6) Wages and Salary in Corporate Business

Research conducted in 2001 targeting female executives in farming corporations reveals that 32% of female executives receive a salary (average salary per month) of "between ¥100,000 and ¥200,000," 25% receive "between ¥200,000 and ¥300,000," 14% receive "between ¥300,000 and ¥500,000," 14% receive "above ¥500,000" and 14% receive "between ¥50,000 and ¥100,000." Women receiving more than ¥200,000 every month constitute the majority. This shows that the consolidation of women's status in management and improvement of their financial status have been steadily underway.

## 2. Ensuring the Participation of and Benefits to Women in the Development of Rural Areas

### (1) Farmer's Pension Fund

Previously, only those farmers who had their own farmland were able to join the Farmer's Pension Scheme. However, as a result of the revision of the Farmer's Pension Fund Law in April 1996, women who do not have their own farmland can be enrolled in the pension scheme if they conclude Family Business Agreements and meet certain pension scheme requirements including that they are engaged in farm management.

The revision of the law has not only made it possible for women to receive pension benefits but also raised their social status by recognizing them as members of farm management.

Moreover, a new scheme will start in 2002, by which anybody who belongs to the National Pension primary group insured, engages in agriculture and is under the age 60, now qualifies for the Farmer's Pension Fund.

Further, spouses and successors who conclude Family Business Agreements with certified farmers and participate in management will be regarded as a target of the aid policy and eligible to receive the Government's subsidy for their insurance expenses.

### (2) Women Entrepreneurs

Income-generating activities such as morning markets and processing and selling of local products have played a major role in improving the financial status of women and in activating the local community and its economy. Further development of these activities is anticipated to stimulate more complex and diversified management and contribute to the increased and stable income of each business. Women groups that proactively participate in farm management are conducting various voluntary activities, and agriculture-related income generating activities run by women have been increasing year by year, reaching 6,824 cases in 2001.

### (3) Technical and Management Guidance in Agriculture, Forestry and Fisheries

Extension staff stationed in regional agricultural extension offices are conducting comprehensive and systematic activities through contacting those who engage in agriculture, forestry and fisheries by offering advice on technology and management, providing information, setting up fields of display, and holding seminars and training courses.

They are conducting support activities for women, for instance, providing information on technology, management, finance and others necessary for women, and conducting consultations, supporting women's group planning to start income-generating activities by providing a wide-range of information and management guidance, giving advice on how to make entries in job journals and account books, and analyzing their business based on bookkeeping results, offering support toward the improvement of employment conditions, and so on.

**(4) Financing for Women**

The Government provides information on management and supports income-generating activities such as processing of agricultural products so that rural women group can run their businesses stably. The Government also extends interest-free loans to support the activities of women and the aged groups who engage in agriculture and coastal fisheries.

**(5) Overall Extension Service of Home Economics**

In Japan, the extension service of home economics has produced considerable results. It is now providing services, focusing on daily-life issues more closely related to the production scene and to the community as a whole, such as improvement of agricultural work, coordination of farming and living plans, and revitalization of communities.

## Article 16

### 1. Study on Amendment to Civil Code

The Legislative Council, an advisory organ to the Minister of Justice, as a result of its review of the provisions of the Civil Code pertaining to marriage etc. since January 1991, submitted an "Outline of a Bill to Revise a Part of the Civil Code" to the Minister in February 1996. Of the revisions mentioned in the outline, those pertaining to gender equality are listed below.

Public opinion on these proposed revisions is divided. According to the results of a "public opinion poll on the Family Law" conducted by the Prime Minister's Office in June 1996, it is still difficult to conclude that amendments to the Civil Code gains majority support, and thus the trend of public opinion is currently under a close watch. However, as regards the below item iii) Surnames of Married Couples, according to the results of a "public opinion poll on the introduction of a system to allow married couples to assume separate surnames" conducted by the Cabinet Office in May 2001, the proportion of people who support the introduction of the system exceeds that of people who oppose it, indicating that public understanding about the system is growing. Meanwhile, the Specialist Committee on Basic Issues under the Council for Gender Equality compiled an interim report on the issue, in which the committee expressed its hope for the introduction of the system. Therefore, with regard to this issue, efforts are being made toward introducing the new system.

#### i) Minimum Age for Marriage

The current law sets the minimum age for marriage at 18 for men and at 16 for women. The Outline calls for setting the minimum age at 18 for both men and women.

#### ii) Period Required for Women to Remarry After Divorce or Cancellation of Former Marriage

The current law requires six months. The Outline calls for setting such a period at 100 days, the minimum period required to avoid confusion about the paternity of children born after the re-marriage.

#### iii) Surnames of Married Couples

The current law states that a married couple has to adopt either one of their surnames as their common surname. The Outline calls for allowing married couples to assume their respective surnames separately as well as either one of their surnames as a common surname by their choice at the time of marriage.

### 2. Domestic Violence

#### (1) Current Legal System

Violence and sexual abuse, even if committed within a family, are not immune from application of penal provisions such as criminal homicide, causing death through bodily injury, bodily injury, battery, false arrest and imprisonment, indecent assault and rape, and these penal provisions have been appropriately enforced. In addition, as regards violence among spouses, penal provisions for a protection order violation are established in the "Law for the Prevention of Spousal Violence and the Protection of Victims" (Article 29: individuals who violate a protection order shall be subjected to imprisonment with labour of up to one year or a fine of no more than ¥1 million).

Moreover, the Child Abuse Prevention Law (Law No. 82 of 2000) promulgated on 24 May 2000 clarifies the definition of "child abuse" and stipulates that "in disciplining a child, a person who exercises parental authority shall care for its appropriate exercise."

## (2) Violence Among Spouses

### a) Current Situation

During 2000, the number of arrest cases of husbands who exercised violence against wives was 134 for homicide, 838 for bodily injury and 124 for battery. The total of these numbers was 1,096, showing a great increase from the previous year's 516, which indicates that the number of cases almost doubled.

### b) Law for the Prevention of Spousal Violence and the Protection of Victims

The Law for the Prevention of Spousal Violence and the Protection of Victims was enacted in April 2001. This is the first law in Japan that stipulates overall provisions on the issues of spousal violence. It stipulates the function of Spousal Violence Counseling and Support Centers that provide victims with consultations, counseling, temporary protection and various information. The Law also has provision on protection orders to be issued by the court against the perpetrator on the petition of the victims. Two types of protection orders can be provided: the "Order to Prohibit Approach," which prohibits the spouse from approaching the victim for a six-month period; and the "Order to Vacate" which requires the spouse to vacate the domicile that the spouse shares as the main home with the victim for a two-week period. Individuals who violate these protection orders shall be subject to imprisonment with labour of up to one year or a fine of not more than ¥1 million. This is a new system in that the court's orders issued in response to requests from private individuals are secured by penal provisions, which had not been adopted in Japan.

Other stipulations include:

- i) notification, etc. by those who detect cases of spousal violence;
- ii) training and education among relevant officials;
- iii) education and enlightenment;
- iv) promotion of study and research; and
- v) support to private bodies.

### c) Action to Eliminate Violence

The Government has been promoting a wide range of measures regarding violence against women including violence inflicted by their husbands or partners, based on the "Basic Plan for Gender Equality." The Council for Gender Equality in the Cabinet Office made considerations toward the smooth enforcement of the "Law for the Prevention of Spousal Violence and the Protection of Victims," and expressed its opinions to concerned Ministries and Agencies in October 2001 and April 2002. Concerned Ministries and Agencies are promoting various measures based on these opinions.

Principal measures taken by the Cabinet Office are as follows:

- i) implementation of training and creation of training materials for relevant officials;
- ii) implementation of "Action to Eliminate Violence Against Women" and holding symposiums as a part of this Action;
- iii) creation of publicity videos and promotion of education and enlightenment activities through various media including newspapers and televisions; and
- iv) implementation of a survey into the actual situation of spousal violence.

The Cabinet Offices has also launched "Information on Assistance in Incidents of Spousal Violence," which gathers information on concerned organizations dealing with victims of spousal violence and provides the information to concerned officials through the internet and other channels. It aims at helping officials dealing with spousal violence to acquire necessary information and facilitate cooperation among concerned organizations.

d) Spousal Violence Counseling and Support Centers

Of the consultations with people who visited the Women's Counseling Offices (47 offices throughout the nation) and Women's Consultants in FY2000, "violence by husband or partner" accounted for 9,176 cases or approximately 17% of consulted cases, and ranks first among major complaints. The protection of victims of spousal violence has been implemented under the framework of activities for the protection of women by the Women's Counseling Offices, Women's Consultants, Women's Protection Facilities and other. However, the Law for the Prevention of Spousal Violence and the Protection of Victims has established the stipulation for temporary protection referral, which include the Spousal Violence Counseling and Support Centers established by prefectural governments and private shelters as the destination for referrals.

The Spousal Violence Counseling and Support Centers (Women's Counseling Offices etc.) provides such assistance as consultations, referral to other consultation facilities, medical and psychological guidance, temporary protection of victims and their families, provision of information on self-dependent life, the protection order system and the use of shelters.

e) Outline for Implementing Measures to Protect Women and Children

Pursuant to the "Outline for Implementing Measures to Protect Women and Children," the police make arrests or take other proper measures for incidents that violate criminal laws and/or similar bylaws which carry penalties. As regards incidents that do not violate such laws or bylaws, the crime-prevention guidance and referral to relevant organizations are provided, and, depending on the case, directions and/or warnings are given to the perpetrators, if necessary.

Taking into consideration the spirit of the Law for the Prevention of Spousal Violence and the Protection of Victims which has come into effect, the police continue to promote appropriate measures standing on the victim's side while taking full account of their physical and psychological conditions, and closely work with relevant organizations.

f) The Human Rights Organs of the Ministry of Justice

Since the enforcement of the "Law for the Prevention of Spousal Violence and the Protection of Victims," the Human Rights Organs of the Ministry of Justice have been making efforts to further strengthen cooperation with related organizations and to help victims in accordance with the Law. In particular, because domestic violence such as husbands' violence against wives tends to be kept latent, the Organs actively offer guidance and suggestions not only in the reported cases of spousal violence but also in marital problems as well, when they are contacted, for example, through a counseling hotline called "Women's Rights Hotline," which is a special telephone consultation service on various human rights issues surrounding women.

Furthermore, a special TV program on domestic violence was produced and broadcast in FY2001 to raise human rights consciousness.

g) Civil Legal Aid System

The Civil Legal Aid System is utilized for the petition for protection order against court, which is stipulated in the "Law for the Prevention of Spousal Violence and the Protection of Victims" enforced in October 2001. Aid is also provided when possible divorce cases are brought into divorce arbitration or divorce lawsuit. The number of cases to which civil legal aid was made available based on the decision by the Legal Aid Association totaled 20,261 in FY2000, of which 2,873 involved divorce. In a considerable number of these divorce cases spousal violence is thought to be one of the primary causes

for such cases, and the Civil Legal Aid System plays a role in providing legally effective solutions to cases in which serious domestic violence of husbands is observed.

### (3) Prevention of Child Abuse

#### a) Child Abuse Prevention Law

In May 2000, the "Child Abuse Prevention Law" was enacted with the aim of promoting measures against child abuse, and was enforced in November of the same year.

Child abuse covered by this Law includes physical and mental abuse, sexual abuse and neglect. Child abuse cases handled by Child Guidance Centers (174 centers throughout the nation) in FY2000 totaled 17,725, of which 754 or 4.3% were cases of sexual abuse.

In dealing with child abuse, efforts are being made to promote various measures, such as strengthening consultation functions of Child Guidance Centers and establishing networks in local communities, so that the Child Guidance Centers, in close cooperation with relevant organizations of welfare, health, medical care, police, education and so on can deal with child abuse in an appropriate manner at each of stage of the problem, namely prevention, early identification, quick response and care for abused children at the facilities and so on.

#### b) Protection of Abused Children

Child abuse is a serious issue which could severely affect a child, who is in the period of personality development, both mentally and physically. Therefore, the police, taking the spirit of the "Child Abuse Prevention Law" into consideration, have been making efforts to protect abused children properly by early identification and reporting of child abuse, proper assistance to spot inspections by the superintendents or other staff of Child Guidance Centers, proper prosecution and assistance for children, while trying to maintain cooperation with relevant organizations.

#### c) Publicizing the Obligation to Notify Among People Involved in Education

The Ministry of Education, Culture, Sports, Science and Technology (the Ministry of Education) publicizes the obligation to notify child abuse to the Child Guidance Centers to people engaged in school and social education through local governments. Since the enforcement of the "Child Abuse Prevention Law" in November 2000, it has imposed an obligation to make efforts toward early detection of child abuse cases on those who are in the position to be able to detect child abuse relatively easily because of the nature of their professions, such as school teachers and staff, staff of child welfare facilities, medical doctors, public health nurses, lawyers and others. With this in mind, the Ministry of Education, Culture, Sports, Science and Technology (the Ministry of Education) has been repeatedly publicizing to those involved in school and social education the intent and purpose of the Law such as the obligation to identify child abuse early and obligation to notify child abuse to the Child Guidance Center.

#### d) The Human Rights Organs of the Ministry of Justice

The Human Rights Organs of the Ministry of Justice have considered "child abuse" as a serious human rights issue that cannot be overlooked, and have made efforts to eliminate it. With the enforcement of the "Child Abuse Prevention Law," the Organs have been making efforts to further strengthen cooperation with related organizations. They are also further reinforcing efforts to help abused children by, for example, enlightening people concerned on the respect for human rights.



In FY2001, to raise human rights consciousness, the Human Rights Organs of the Ministry of Justice produced a movie on child abuse, and distributed it to The Legal Affairs Bureaus and District Legal Affairs Bureaus throughout Japan.

#### (4) Discrimination Against Girl's Rights and Human Rights Infringement

The Human Rights Organs of the Ministry of Justice have been working on improvement of the counseling system on human rights. For example, a counseling hotline called "Children's Rights Hotline," has been introduced to help resolve the human rights problem relating to children, including girls, such as bullying, corporal punishment or child abuse.

When recognizing a suspected case of human rights violations involving children such as bullying, corporal punishment or child abuse, in the course of their consultations on human rights and so on, the Human Rights Organs conduct prompt investigation into the case as a human rights violation incident to find the facts, take steps appropriate for the case, and educate the persons in the case about respect for human rights. In this manner, they endeavor to prevent human rights violations and take remedial actions for the victims of human rights violations.

ENGLISH

STATISTICAL ANNEX

(SITUATION OF JAPANESE WOMAN)

1. POPULATION
2. ELDERLY POPULATION (POPULATION AGED 65 AND OVER)
3. PERCENTAGE DISTRIBUTION OF HOUSEHOLDS OF SINGLE WOMEN AGED 60 AND OVER BY AGE GROUP
4. LIFE EXPECTANCY
5. NUMBER OF DEATHS AND DEATH RATES
6. NUMBER OF LIVE BIRTHS, LIVE BIRTH RATES AND TOTAL FERTILITY RATES
7. NUMBER OF MARRIAGES AND MARRIAGE RATES
8. MEAN AGE AT MARRIAGE
9. NUMBER OF DIVORCES AND DIVORCE RATES
10. AVERAGE NUMBER OF PERSONS PER HOUSEHOLD AND PERCENTAGE DISTRIBUTION BY TYPE OF HOUSEHOLD STRUCTURE
11. NUMBER AND RATE OF MATERNAL DEATH
12. NUMBERS AND RATES OF INFANT MORTALITY / NEONATAL MORTALITY / PERINATAL MORTALITY
13. NUMBER OF AIDS AND HIV POSITIVE CASES
14. NUMBER OF PERSONS WITH DISABILITIES
15. NUMBER OF STUDENTS BY TYPES OF INSTITUTIONS
16. ADVANCEMENT RATE TO HIGHER EDUCATION
17. ENROLLMENT IN UNIVERSITIES AND JUNIOR COLLEGES
18. STUDENTS BY FIELD OF STUDY (UNIVERSITY-UNDERGRADUATE COURSES)
19. FULL-TIME FEMALE TEACHERS BY TYPE OF POSITION
20. EMPLOYMENT RATE OF NEW GRADUATES
21. LABOUR FORCE POPULATION AND EMPLOYED POPULATION
22. LABOUR FORCE POPULATION RATES BY AGE GROUP
23. FEMALE LABOUR FORCE POPULATION RATES BY MARITAL STATUS
24. DISTRIBUTION OF WORKERS BY EMPLOYMENT STATUS
25. DISTRIBUTION OF WORKERS BY INDUSTRIAL CLASSIFICATION
26. DISTRIBUTION OF FEMALE EMPLOYEES BY TYPE OF INDUSTRY
27. EMPLOYEES BY OCCUPATION
28. AVERAGE LENGTH OF SERVICE
29. MONTHLY CONTRACTUAL CASH EARNINGS AND SCHEDULED CASH EARNINGS
30. DIFFERENTIALS BETWEEN SEXES OF SCHEDULED CASH EARNINGS OF THE STANDARD EMPLOYEE BY AGE GROUP
31. STARTING SALARY FOR NEW GRADUATES
32. AVERAGE MONTHLY WORKING HOURS PER REGULAR EMPLOYEE
33. TRADE UNION MEMBERS AND ESTIMATED RATES OF UNIONIZATION
34. PART-TIME WORKERS (NON-AGRICULTURAL SECTOR)
35. DISTRIBUTION OF WORKERS WHO ARE ENGAGED IN AGRICULTURE AND FORESTRY BY EMPLOYMENT STATUS
36. WOMEN'S PARTICIPATION RATE IN AGRICULTURE
37. PARTICIPATION OF WOMEN IN AGRICULTURAL COMMITTEES, AGRICULTURAL COOPERATIVES, AND FISHERIES COOPERATIVES

38. PUBLIC OPINION SURVEY ON GENDER EQUALITY (SENSE OF EQUALITY FOR THE STATUS)
39. PUBLIC OPINION SURVEY ON A GENDER-EQUAL SOCIETY (REGARDING THE CONCEPT OF "MEN AT WORK AND WOMEN AT HOME")

(RELATED TO ARTICLE 2)

40. MEMBERS OF HUMAN RIGHTS VOLUNTEERS
41. RAPE AND INDECENT ASSAULT CASES KNOWN TO THE POLICE
42. ACCEPTANCE AND DISPOSITION OF PENAL CODE CRIME CASES (INDECENT ASSAULT AND RAPE)
43. TOTAL NUMBER OF THE ACCUSED ADJUDICATED BY TRIAL COURTS OF GENERAL JURISDICTION (BY OFFENSE AND SEX) -DISTRICT COURT-
44. NUMBER OF THE CONVICTED SENTENCED TO IMPRISONMENT WITH LABOUR BY TRIAL COURTS OF GENERAL JURISDICTION-DISTRICT COURT-

(RELATED TO ARTICLE 4)

45. WOMEN'S PARTICIPATION IN NATIONAL ADVISORY COUNCILS AND COMMITTEES
46. WOMEN'S PARTICIPATION IN ADVISORY COUNCILS AND COMMITTEES OF LOCAL GOVERNMENTS

(RELATED TO ARTICLE 6)

47. PROSTITUTION-RELATED OFFENSES CLEARED BY APPLIED PROVISIONS (NUMBER OF CASES, NUMBER OF PERSONS)
48. ACCEPTANCE AND DISPOSITION OF ANTI-PROSTITUTION LAW CASES
49. ACCEPTANCE AND DISPOSITION OF CHILD PROSTITUTION CASES
50. FOREIGN WOMEN'S NATIONALITY AND WORKPLACE RELATED TO PROSTITUTION CASES
51. NUMBER OF PERSONS ENGAGED IN PROSTITUTION AMONG DEPORTEES WORKING ILLEGALLY IN JAPAN
52. CLEARANCE OF OFFENDERS FOR DISTRIBUTION OF OBSCENE MATERIALS
53. CLEARANCE OF OFFENDERS FOR DISTRIBUTION OF OBSCENE MATERIALS USING COMPUTER NETWORKS (NUMBER OF CASES)
54. SCHOOL / EMPLOYMENT STATUS OF THE JUVENILES GUIDED AND PROTECTED FROM SEXUAL MISCONDUCT OR DAMAGE
55. THE LAW BANNING CHILD PROSTITUTION AND CHILD PORNOGRAPHY VIOLATIONS
56. NUMBERS OF PLACES FOR ADULT ENTERTAINMENT BUSINESSES (SPECIAL BUSINESS OF SEXUAL ENTERTAINMENT) ACCORDING TO LAW REGULATING ADULT ENTERTAINMENT BUSINESSES, ETC.
57. STATISTICS ON WOMEN'S CONSULTATIVE OFFICES AND WOMEN'S CONSULTANTS
  - 1) NUMBER OF WOMEN'S CONSULTATIVE OFFICES, WOMEN'S CONSULTANTS AND WOMEN'S PROTECTIVE INSTITUTIONS
  - 2) NUMBER OF CASES RECEIVED IN WOMEN'S CONSULTATIVE OFFICES AND WOMEN'S CONSULTANTS (BY NUMBER OF VISITS ACCORDING TO FIRST VISIT, SECOND VISIT OR LATER)
  - 3) NUMBER AND SITUATION OF WOMEN IN WOMEN'S PROTECTION INSTITUTIONS (INCLUDING VOCATIONAL TRAINING)

(RELATED TO ARTICLE 7)

58. WOMEN'S PARTICIPATION IN ELECTIONS FOR THE HOUSE OF REPRESENTATIVES AND HOUSE OF COUNCILORS
59. NUMBER OF FEMALE DIET MEMBERS
60. WOMEN'S PARTICIPATION IN POLITICAL PARTIES (AS OF MARCH 2001)
61. WOMEN MINISTERS (SUCCESSIVE WOMEN MINISTERS)
62. WOMEN SENIOR VICE MINISTERS AND PARLIAMENTARY SECRETARIES (PRIOR TO 6 JAN 2001 WAS PARLIAMENTARY VICE MINISTERS) (SINCE 1996 )
63. NUMBER OF FEMALE JUDGES
64. NUMBER OF FEMALE PUBLIC PROSECUTORS
65. CANDIDATES WHO PASSED THE NATIONAL BAR EXAMINATION
66. RATIO OF FEMALES AMONG THE INCUMBENT NATIONAL PUBLIC OFFICERS
67. FEMALE PARTICIPATION IN SENIOR POSTS IN THE NATIONAL PUBLIC SERVICE (DIRECTOR LEVEL AND HIGHER)
68. VOTING RATES IN UNIFIED LOCAL ELECTIONS
69. NUMBER OF FEMALE MEMBERS IN LOCAL ASSEMBLIES
70. WOMEN GOVERNORS AND MAYORS IN LOCAL GOVERNMENTS
71. NUMBER OF WOMEN VICE-GOVERNORS OF PREFECTURES AND WOMEN DEPUTY MAYORS OF GOVERNMENT-DESIGNATED CITIES
72. DISTRIBUTION OF WOMEN IN SENIOR POSTS IN LOCAL GOVERNMENTS (GENERAL ADMINISTRATIVE SERVICE)

(RELATED TO ARTICLE 8)

73. JAPANESE WOMEN IN INTERNATIONAL ORGANIZATIONS

(RELATED TO ARTICLE 10)

74. RATIO OF FEMALE TEACHING STAFF (PRIMARY AND SECONDARY EDUCATION)
75. RATIO OF FEMALE TEACHING STAFF (HIGHER EDUCATION)
76. INSTITUTIONS FOR SOCIAL EDUCATION
77. STUDENTS OF AND GRADUATES FROM THE UNIVERSITY OF THE AIR
78. CLASSES AND LECTURE COURSES IN SOCIAL EDUCATION BY BOARDS OF EDUCATION
79. NUMBER OF WOMEN'S EDUCATION CENTERS BY TYPE OF ESTABLISHING BODY

(RELATED TO ARTICLE 11)

80. RATIO OF ENTERPRISES CITING ISSUES CONCERNING UTILIZATION OF WOMEN IN THE WORKFORCE
81. APPOINTMENT OF EQUALITY PROMOTERS
82. NUMBER OF PUBLIC VOCATIONAL TRAINING FACILITIES AND PERCENTAGE DISTRIBUTION OF STUDENTS BY GENDER
83. RATIO OF THOSE TAKING PARENTAL LEAVE BY GENDER
84. NUMBER AND CAPACITY OF DAY CARE CENTERS

(RELATED TO ARTICLE 12)

85. NUMBER AND RATE OF ABORTIONS (PER 1,000 WOMEN)
86. NUMBER OF PREGNANT WOMEN WHO RECEIVED HEALTH CHECKS
87. HEALTH GUIDANCE FOR PREGNANT WOMEN

---

**88. REPORT ON HEALTH SERVICE FOR THE AGED**

- 1) CANCER OF THE CERVIX
- 2) CANCER OF THE UTERUS
- 3) BREAST CANCER
- 4) OSTEOPOROSIS

**89. CUMULATIVE NUMBER OF AIDS CASES AND HIV POSITIVES BY CAUSES OF TRANSMISSION**

(RELATED TO ARTICLE 13)

**90. STATISTICS ON FATHERLESS FAMILIES**

- 1) NUMBERS AND RATIO OF FATHERLESS FAMILIES BY CAUSE
- 2) EMPLOYMENT SITUATION FOR MOTHERS
- 3) EMPLOYMENT SITUATION FOR MOTHERS AND THEIR REQUEST FOR CHANGING JOB
- 4) ANNUAL INCOME IN 1997
- 5) SITUATION FOR MONIES RECEIVED AFTER A DIVORCE FOR CHILDREARING EXPENSES
- 6) WORRIES ABOUT CHILDREN
- 7) WORRIES IN GENERAL

**91. STATISTICS ON MOTHERLESS FAMILIES**

- 1) NUMBERS AND RATIO OF MOTHERLESS FAMILIES BY THE CAUSE
- 2) CONDITION OF EMPLOYMENT OF FATHERS
- 3) ANNUAL INCOME SITUATION OF 1997
- 4) WORRIES ABOUT CHILDREN
- 5) WORRIES IN GENERAL

(RELATED TO ARTICLE 16)

**92. TOTAL NUMBER OF DISPOSITION OF MARITAL RELATION CASES AND THE NUMBER OF MARITAL RELATION CASES FILED BY WIVES FOR REASONS OF VIOLENCE AND MENTAL ABUSE BY HUSBANDS****93. TOTAL NUMBER OF DISPOSITION OF DIVORCE CASES AND THE NUMBER OF DIVORCE CASES FILED BY WIVES FOR REASONS OF VIOLENCE AND MENTAL ABUSE BY HUSBANDS****94. MOTIVES FOR APPLICATION OF MARITAL RELATION CASES BY AGE GROUP OF THE APPLICANT**

## SITUATION OF JAPANESE WOMEN

## 1. POPULATION

	POPULATION (1,000)		
	TOTAL	FEMALE	MALE
1980	117 060	59 467	57 594
1985	121 049	61 552	59 497
1990	123 611	62 914	60 697
1995	125 570	63 996	61 574
1996	125 864	64 177	61 687
1997	126 166	64 361	61 805
1998	126 486	64 568	61 919
1999	126 686	64 714	61 972
2000	126 926	64 815	62 111
2001	127 291	65 047	62 244
	(100.0%)	(51.1%)	(48.9%)
2010	127 473	65 541	61 932
	(100.0%)	(51.4%)	(48.6%)
2020	124 107	64 341	59 766
	(100.0%)	(51.8%)	(48.2%)
2030	117 580	61 459	56 121
	(100.0%)	(52.3%)	(47.7%)

SOURCE: UPPER SECTION: MINISTRY OF PUBLIC MANAGEMENT, HOME AFFAIRS, POSTS AND TELECOMMUNICATIONS

SOURCE: LOWER SECTION: ESTIMATED BY THE MINISTRY OF HEALTH, LABOUR AND WELFARE

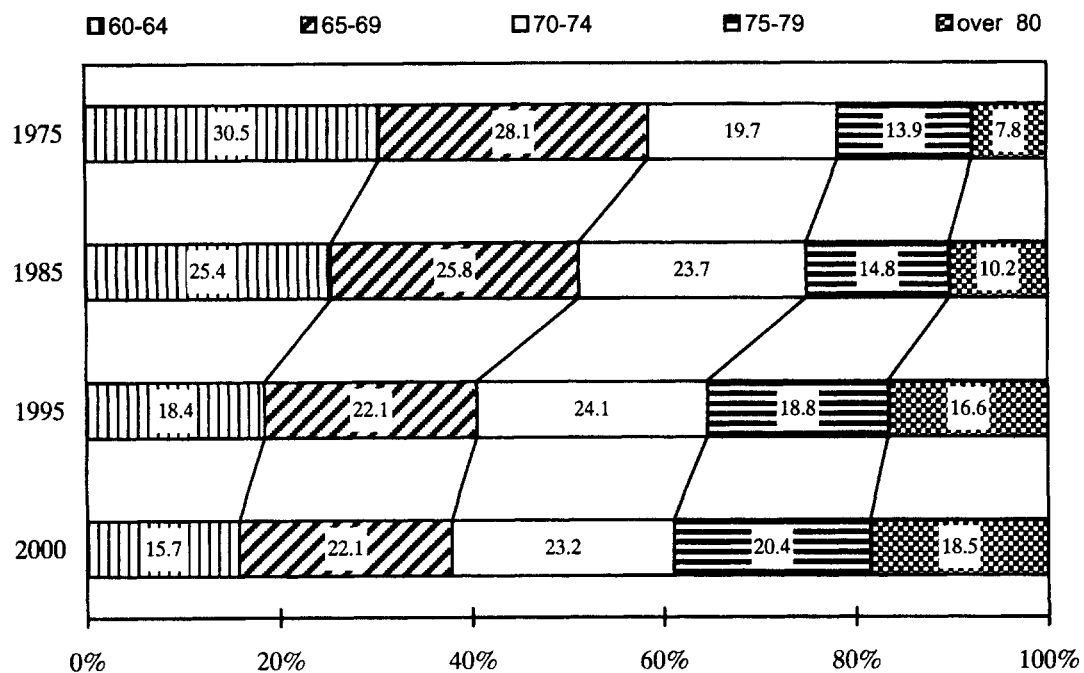
## 2. ELDERLY POPULATION (POPULATION AGED 65 AND OVER)

	ELDERLY POPULATION (1,000)		
	TOTAL	FEMALE	MALE
1980	10 647	6 148	4 500
1985	12 468	7 368	5 100
1990	14 895	8 907	5 988
1995	18 261	10 757	7 504
1996	19 017	11 169	7 848
1997	19 758	11 576	8 182
1998	20 508	11 991	8 516
1999	21 186	12 370	8 816
2000	22 005	12 783	9 222
2001	22 869	13 251	9 618
	(100.0%)	(57.9%)	(42.1%)
2010	28 735	16 567	12 167
	(100.0%)	(57.7%)	(42.3%)
2020	34 559	19 957	14 602
	(100.0%)	(57.7%)	(42.3%)
2030	34 770	20 405	14 365
	(100.0%)	(58.7%)	(41.3%)

SOURCE: UPPER SECTION: MINISTRY OF PUBLIC MANAGEMENT, HOME AFFAIRS, POSTS AND TELECOMMUNICATIONS

SOURCE: LOWER SECTION: ESTIMATED BY THE MINISTRY OF HEALTH, LABOUR AND WELFARE

### 3. PERCENTAGE DISTRIBUTION OF HOUSEHOLDS OF SINGLE WOMEN AGED 60 AND OVER BY AGE GROUP



SOURCE: MINISTRY OF HEALTH, LABOUR AND WELFARE

(NOTE): THE FIGURES FOR 1995 DO NOT INCLUDE THE DATA OF HYOGO PREFECTURE.

## 4. LIFE EXPECTANCY (YEARS OLD)

	FEMALE	MALE
1980	78.76	73.35
1985	80.48	74.48
1990	81.90	75.92
1995	82.85	76.38
2000	84.60	77.72

SOURCE: MINISTRY OF HEALTH, LABOUR AND WELFARE

## 5. NUMBER OF DEATHS AND DEATH RATES

	DEATHS	DEATH RATES(PER 1,000 POPULATION)	
		FEMALE	MALE
1980	722 801	5.6	6.8
1985	752 283	5.6	6.9
1990	820 305	6.0	7.4
1995	922 139	6.6	8.2
2000	961 653	6.8	8.6

SOURCE: MINISTRY OF HEALTH, LABOUR AND WELFARE

## 6. NUMBER OF LIVE BIRTHS, LIVE BIRTH RATES AND TOTAL FERTILITY RATES

	LIVE BIRTHS (1 000)	LIVE BIRTH RATES (PER 1,000 POPULATION)	TOTAL FERTILITY RATES
1947	2 679	34.3	4.54
1980	1 577	13.6	1.75
1985	1 432	11.9	1.76
1990	1 222	10.0	1.54
1995	1 187	9.6	1.42
2000	1 191	9.5	1.36

SOURCE: MINISTRY OF HEALTH, LABOUR AND WELFARE

(NOTE): 1947 MARKED THE HIGHEST POST-WAR RECORD



## 7. NUMBER OF MARRIAGES AND MARRIAGE RATES

	MARRIAGES	MARRIAGE RATES(PER 1,000 POPULATION)
1985	735 850	6.1
1990	722 138	5.9
1995	791 888	6.4
2000	798 138	6.4

SOURCE: MINISTRY OF HEALTH, LABOUR AND WELFARE

## 8. MEAN AGE AT MARRIAGE (YEARS OLD)

	TOTAL MARRIAGE		FIRST MARRIAGE	
	BRIDE	GROOM	BRIDE	GROOM
1985	26.4	29.3	25.5	28.2
1990	26.9	29.7	25.9	28.4
1995	27.3	29.8	26.3	28.5
2000	28.2	30.4	27.0	28.8

SOURCE: MINISTRY OF HEALTH, LABOUR AND WELFARE

## 9. NUMBER OF DIVORCES AND DIVORCE RATES

	DIVORCES	DIVORCE RATES (PER 1,000 POPULATION)
1985	166 640	1.4
1990	157 608	1.3
1995	199 016	1.6
2000	264 246	2.1

SOURCE: MINISTRY OF HEALTH, LABOUR AND WELFARE

## 10. AVERAGE NUMBER OF PERSONS PER HOUSEHOLD AND PERCENTAGE DISTRIBUTION BY TYPE OF HOUSEHOLD STRUCTURE

	TOTAL NUMBER OF PRIVATE HOUSEHOLDS (1,000)	AVERAGE NUMBER OF PERSONS PER HOUSEHOLD	NECLEAR FAMILY HOUSEHOLDS (%)	OTHER RELATIVES HOUSEHOLDS (%)	SINGLE PERSON HOUSEHOLDS (%)	HOUSEHOLDS WITH RELATIVES AGED 65 AND OVER (%)	HOUSEHOLDS OF ELDERLY COUPLES (%)	HOUSEHOLDS OF THE SINGLE ELDERLY (%)
1980	35 824	3.22	60.3	19.7	19.8	22.7	3.6	2.5
1985	37 980	3.14	60.0	19.0	20.8	24.4	4.3	3.1
1990	40 670	2.99	59.5	17.2	23.1	26.4	5.5	4.0
1995	43 900	2.82	58.7	15.4	25.6	29.1	6.9	5.0
2000	46 782	2.67	58.4	13.6	27.6	32.2	8.5	6.5
2005	48 227	2.61	59.2	13.5	27.3			
2010	49 142	2.55	59.2	12.9	27.9			
2015	49 273	2.52	58.8	12.5	28.7			
2020	48 853	2.49	58.0	12.2	29.7			

SOURCE: UPPER SECTION: MINISTRY OF PUBLIC MANAGEMENT, HOME AFFAIRS, POSTS AND TELECOMMUNICATIONS

SOURCE: LOWER SECTION: ESTIMATED BY THE MINISTRY OF HEALTH, LABOUR AND WELFARE

## 11. NUMBER AND RATE OF MATERNAL DEATH

	MATERNAL DEATH RATES (PER 100,000 * BIRTHS)	MATERNAL DEATHS (NUMBER OF PERSONS)
1954	166.7	3 262
1980	19.5	323
1985	15.1	226
1990	8.2	105
1995	6.9	85
2000	6.3	78

SOURCE: MINISTRY OF HEALTH, LABOUR AND WELFARE

(NOTE): 1954 MARKED THE HIGHEST POST-WAR RECORD

## 12. NUMBERS AND RATES OF INFANT MORTALITY / NEONATAL MORTALITY / PERINATAL MORTALITY

	INFANT MORTALITY RATE (PER 1,000 LIVE BIRTHS)	INFANT DEATHS	NEONATAL MORTALITY RATE (PER 1,000 *BIRTHS)	NEONATAL DEATHS	PERINATAL MORTALITY RATE	PERINATAL DEATHS
1947	76.7	205 360	31.4	84 204		
1980	7.5	11 841	4.9	7 796	20.2	32 422
1985	5.5	7 899	3.4	4 910	15.4	22 379
1990	4.6	5 616	2.6	3 179	11.1	13 704
1995	4.3	5 054	2.2	2 615	7.0	8 412
2000	3.2	3 830	1.8	2 106	5.8	6 881

SOURCE: MINISTRY OF HEALTH, LABOUR AND WELFARE

(NOTE): 1947 MARKED THE HIGHEST POST-WAR RECORD  
 \* BIRTH REPRESENTS LIVE BIRTH AND FETAL DEATHS AT 22 COMPLETED  
 WEEKS AND OVER OF GESTATION

## 13. NUMBER OF AIDS AND HIV POSITIVE CASES

	HIV POSITIVE			AIDS CASES		
	TOTAL	MALE	FEMALE	TOTAL	MALE	FEMALE
1985	0	0	0	6	6	0
1990	66	38	28	31	28	3
1995	277	194	83	169	141	28
1996	376	254	122	234	201	33
1997	397	283	114	250	209	41
1998	422	319	103	231	200	31
1999	530	418	112	301	258	43
2000	462	389	73	329	280	49
2001	621	534	87	332	282	50

SOURCE: MINISTRY OF HEALTH, LABOUR AND WELFARE

FIGURES ARE BASED ON REPORTS TO THE AIDS TREND COMMITTEE.

(NOTE): THE REPORTS EXCLUDE THOSE WHO CONTRACTED THE DISEASE FROM CLOTTING AGENTS FOLLOWING THE IMPLEMENTATION OF "LAWS CONCERNING THE PREVENTION OF ACQUIRED IMMUNE DEFICIENCY SYNDROME" (SINCE FEBRUARY 17, 1989).

## 14. NUMBER OF PERSONS WITH DISABILITIES

(NUMBER OF PERSONS)						
	PERSONS WITH PHYSICAL DISABILITIES				PERSONS WITH MENTAL RETARDATION	
	TOTAL	DOMICILIARY		INSTITUTIONALIZED	TOTAL	DOMICILIARY
		CHILDREN	ADULTS			
TOTAL	3 176 900	81 900	3 245 000	189 000	459 100	329 200
FEMALE	-	39 000	1 423 000	-	-	130 900
MALE	-	42 000	1 779 000	-	-	184 500
UNIDENTIFIED	-	1 000	44 000	-	-	13 800

SOURCE: MINISTRY OF HEALTH, WELFARE AND LABOUR

(NOTE): FIGURES FOR THE PERSONS WITH PHYSICAL DISABILITIES ARE BASED ON THE 2001 SURVEY  
(INVESTIGATION OF ACTUAL CONDITIONS ON PERSONS WITH PHYSICAL DISABILITIES)

FIGURE FOR THE PERSONS WITH MENTAL RETARDATION ARE BASED ON 2000 SURVEY  
(BASIC RESEARCH ON PERSONS WITH MENTAL RETARDATION)

## 15. NUMBER OF STUDENTS BY TYPES OF INSTITUTIONS

TYPES OF INSTITUTIONS	NUMBER OF INSTITUTIONS	NUMBER OF STUDENTS		
		TOTAL	FEMALE	MALE
KINDERGARTENS	14 375	1 753 422 (100.0%)	865 498 (49.4%)	887 924 (50.6%)
ELEMENTARY SCHOOLS	23 964	7 296 920 (100.0%)	3 563 235 (48.8%)	3 733 685 (51.2%)
LOWER SECONDARY SCHOOLS	11 191	3 991 911 (100.0%)	1 950 101 (48.9%)	2 041 810 (51.1%)
UPPER SECONDARY SCHOOLS	5 479	4 061 756 (100.0%)	2 019 304 (49.7%)	2 042 452 (50.3%)
SECONDARY SCHOOLS	7	2 166 (100.0%)	957 (44.2%)	1 209 (55.8%)
SCHOOLS FOR THE BLIND	71	4 001 (100.0%)	1 420 (35.5%)	2 581 (64.5%)
SCHOOLS FOR THE DEAF	107	6 829 (100.0%)	3 005 (44.0%)	3 824 (56.0%)
SCHOOLS FOR THE OTHERWISE HANDICAPPED	818	81 242 (100.0%)	29 554 (36.4%)	51 688 (63.6%)
COLLEGES OF TECHNOLOGY	62	57 017 (100.0%)	10 492 (18.4%)	46 525 (81.6%)
JUNIOR COLLEGES	559	289 198 (100.0%)	258 107 (89.2%)	31 091 (10.8%)
UNIVERSITIES	669	2 765 705 (100.0%)	1 026 398 (37.1%)	1 739 307 (62.9%)
(GRADUATE SCHOOL)	494	216 322 (100.0%)	58 972 (27.3%)	157 350 (72.7%)
SPECIAL TRAINING COLLEGES	3 495	752 420 (100.0%)	409 869 (54.5%)	342 551 (45.5%)
MISCELLANEOUS SCHOOLS	2 164	208 254 (100.0%)	106 310 (51.0%)	101 944 (49.0%)

SOURCE: MINISTRY OF EDUCATION, CULTURE, SPORTS, SCIENCE AND TECHNOLOGY

(NOTE): THE FIGURES ARE AS OF FY2001

## 16. ADVANCEMENT RATE TO HIGHER EDUCATION

	UPPER SECONDARY SCHOOL <sup>(1)</sup>			UNIVERSITIES <sup>(2)</sup>			JUNIOR COLLEGES <sup>(3)</sup>		
	TOTAL	FEMALE	MALE	TOTAL	FEMALE	MALE	TOTAL	FEMALE	MALE
1955	51.5	47.4	55.5	7.9	2.4	13.1	2.2	2.6	1.9
1980	94.2	95.4	93.1	26.1	12.3	39.3	11.3	21.0	2.0
1985	93.8	94.9	92.8	26.5	13.7	38.6	11.1	20.8	2.0
1990	94.4	95.6	93.2	24.6	15.2	33.4	11.7	22.2	1.7
1995	95.8	97.0	94.7	32.1	22.9	40.7	13.1	24.6	2.1
1996	95.9	97.1	94.8	33.4	24.6	41.9	12.7	23.7	2.3
1997	95.9	97.0	94.8	34.9	26.0	43.4	12.4	22.9	2.3
1998	95.9	97.0	94.8	36.4	27.5	44.9	11.8	21.9	2.2
1999	95.8	96.9	94.8	38.2	29.4	46.5	10.9	20.2	2.1
2000	95.9	96.8	95.0	39.7	31.5	47.5	9.4	17.2	1.9
2001	95.8	96.7	95.0	39.9	32.7	46.9	8.6	15.8	1.8

SOURCE: MINISTRY OF EDUCATION, CULTURE., SPORTS, SCIENCE AND TECHNOLOGY

(NOTE): (1) ADVANCEMENT RATE = 
$$\frac{\text{NUMBER OF ENTRANTS TO UPPER SECONDARY SCHOOLS INCLUDING THOSE WHO ENTERED HIGHER-LEVEL SCHOOLS WHILE BEING EMPLOYED}}{\text{NUMBER OF LOWER SECONDARY SCHOOL GRADUATES}} \times 100$$

(2) AND (3) ADVANCEMENT RATE TO UNIVERSITIES AND JUNIOR COLLEGES = 
$$\frac{\text{NUMBER OF ENTRANTS TO UNIVERSITIES/JUNIOR COLLEGES}}{\text{NUMBER OF LOWER SECONDARY SCHOOL GRADUATES THREE YEARS EARLIER}} \times 100$$



## 17. ENROLLMENT IN UNIVERSITIES AND JUNIOR COLLEGES

(PERSON.%)

	FEMALE	MALE	TOTAL
UNIVERSITIES	241 249 (39.9%)	362 704 (60.1%)	603 953 (100.0%)
JUNIOR COLLEGES	116 638 (89.6%)	13 608 (10.4%)	130 246 (100.0%)
TOTAL	357 887 (48.7%)	376 312 (51.3%)	734 199 (100.0%)

SOURCE: MINISTRY OF EDUCATION, CULTURE, SPORTS, SCIENCE AND TECHNOLOGY

(NOTE): THE FIGURES ARE AS OF FY2001

18. STUDENTS BY FIELD OF STUDY (UNIVERSITY-UNDERGRADUATE COURSES)

TOTAL	TOTAL	HUMANITIES	SOCIAL SCIENCE	SCIENCE	ENGINEERING	AGRICULTURE	HEALTH	MERCANTILE MARINE	HOME ECONOMICS	EDUCATION & TEACHER TRAINING	ARTS	OTHERS
1996	2 368 992	385 099	948 802	84 378	464 110	72 466	125 484	938	41 061	146 353	61 289	39 012
1997	2 400 282	393 464	962 385	84 633	467 751	72 388	128 658	947	41 587	144 612	62 396	41 361
1998	2 428 269	401 851	971 104	85 753	472 252	71 314	133 772	964	42 135	141 813	62 578	44 733
1999	2 448 804	408 310	978 164	87 166	471 310	71 110	137 663	962	43 053	139 842	62 805	48 629
2000	2 471 755	410 978	985 617	87 901	467 162	70 308	143 637	905	44 298	137 615	65 208	58 125
2001	2 487 133	412 368	984 743	88 711	463 427	69 846	149 851	850	46 646	135 488	67 245	67 958

MALE	TOTAL	HUMANITIES	SOCIAL SCIENCE	SCIENCE	ENGINEERING	AGRICULTURE	HEALTH	MERCANTILE MARINE	HOME ECONOMICS	EDUCATION & TEACHER TRAINING	ARTS	OTHERS
1996	1 564 138	126 197	733 445	63 781	425 089	45 334	63 827	875	1 317	61 257	20 084	22 952
1997	1 564 095	128 236	732 326	63 309	425 734	44 449	63 445	858	1 484	60 304	20 125	23 845
1998	1 564 624	130 804	728 351	64 080	427 653	43 537	63 980	868	1 543	58 836	19 731	25 241
1999	1 561 931	133 228	724 132	65 168	425 190	42 757	64 617	851	1 800	57 791	19 357	27 040
2000	1 558 533	135 246	717 828	65 619	420 673	41 981	65 947	803	2 160	56 455	20 114	31 707
2001	1 545 065	135 301	703 542	66 245	415 885	41 610	67 110	768	2 571	54 764	20 737	36 532

FEMALE	TOTAL	HUMANITIES	SOCIAL SCIENCE	SCIENCE	ENGINEERING	AGRICULTURE	HEALTH	MERCANTILE MARINE	HOME ECONOMICS	EDUCATION & TEACHER TRAINING	ARTS	OTHERS
1996	804 854	258 902	215 357	20 617	39 021	27 132	61 657	63	39 744	85 096	41 205	16 060
1997	836 187	265 228	230 059	21 324	42 017	27 939	65 213	89	40 223	84 308	42 271	17 516
1998	863 645	271 047	242 753	21 673	44 599	27 777	69 792	96	40 592	82 977	42 847	19 492
1999	886 873	275 082	254 032	21 968	46 120	28 353	73 046	101	41 253	81 851	43 448	21 589
2000	913 222	275 733	267 789	22 282	46 469	28 327	77 080	102	42 138	81 160	45 094	28 418
2001	942 068	277 067	281 201	22 466	47 542	28 236	82 741	82	44 075	80 724	46 508	31 426

MALE	TOTAL	HUMANITIES	SOCIAL SCIENCE	SCIENCE	ENGINEERING	AGRICULTURE	HEALTH	MERCANTILE MARINE	HOME ECONOMICS	EDUCATION & TEACHER TRAINING	ARTS	OTHERS
1996	66.03%	32.77%	77.30%	75.57%	91.59%	62.56%	50.86%	93.26%	3.21%	41.86%	32.77%	58.8%
1997	65.16%	32.59%	76.09%	74.80%	91.02%	61.40%	49.31%	90.60%	3.51%	41.70%	32.25%	57.85%
1998	64.43%	32.55%	75.00%	74.73%	90.56%	61.05%	47.83%	90.04%	3.66%	41.49%	31.53%	56.43%
1999	63.78%	32.63%	74.03%	74.76%	90.21%	60.13%	46.94%	89.39%	4.18%	41.39%	30.82%	55.60%
2000	63.05%	32.91%	72.83%	74.65%	90.05%	59.71%	45.91%	88.73%	4.88%	41.02%	30.85%	54.55%
2001	62.12%	32.81%	71.44%	74.68%	89.74%	59.57%	44.78%	90.35%	5.51%	40.42%	30.84%	53.76%

FEMALE	TOTAL	HUMANITIES	SOCIAL SCIENCE	SCIENCE	ENGINEERING	AGRICULTURE	HEALTH	MERCANTILE MARINE	HOME ECONOMICS	EDUCATION & TEACHER TRAINING	ARTS	OTHERS
1996	33.97%	67.23%	22.70%	24.43%	8.41%	37.44%	49.14%	6.72%	96.79%	58.14%	67.23%	41.17%
1997	34.84%	67.41%	23.91%	25.20%	8.98%	38.60%	50.69%	9.40%	96.49%	58.30%	67.75%	42.35%
1998	35.57%	67.45%	25.00%	25.27%	9.44%	38.95%	51.06%	9.96%	96.34%	58.51%	68.47%	43.57%
1999	36.22%	67.37%	25.97%	25.34%	9.79%	39.87%	53.06%	10.61%	95.82%	58.61%	69.19%	44.40%
2000	36.95%	67.09%	27.17%	25.35%	9.95%	40.29%	54.09%	11.27%	95.12%	58.98%	69.15%	45.45%
2001	37.86%	67.19%	28.56%	25.32%	10.26%	40.43%	55.22%	9.65%	94.49%	59.58%	69.16%	46.24%

SOURCE: MINISTRY OF EDUCATION, CULTURE, SPORTS, SCIENCE AND TECHNOLOGY

19. FULL-TIME FEMALE TEACHERS BY TYPE OF POSITION

		1996				1997				1998			
		TOTAL	FEMALE	RATIO OF FEMALE	MALE	TOTAL	FEMALE	RATIO OF FEMALE	MALE	TOTAL	FEMALE	RATIO OF FEMALE	MALE
ELEMENTARY SCHOOLS	PRINCIPALS	23 521	2 566	10.9%	20 955	23 448	2 935	12.5%	20 513	23 384	3 231	13.8%	20 153
	VICE-PRINCIPALS	23 909	4 987	20.9%	18 922	23 811	5 209	21.9%	18 602	23 728	5 348	22.5%	18 380
	TEACHING STAFF	425 714	262 237	61.6%	163 477	420 901	261 117	62.0%	159 784	415 680	258 704	62.2%	156 976
LOWER SECONDARY SCHOOLS	PRINCIPALS	10 268	228	2.2%	10 040	10 239	257	2.5%	9 982	10 232	298	2.9%	9 934
	VICE-PRINCIPALS	11 325	684	6.0%	10 641	11 350	726	6.4%	10 624	11 284	775	6.9%	10 509
	TEACHING STAFF	270 972	107 768	39.8%	163 204	270 229	108 744	40.2%	161 485	266 729	107 972	40.5%	158 757
UPPER SECONDARY SCHOOLS	PRINCIPALS	5 226	135	2.6%	5 091	5 228	135	2.6%	5 093	5 220	144	2.8%	5 076
	VICE-PRINCIPALS	7 535	218	2.9%	7 317	7 533	253	3.4%	7 280	7 535	285	3.8%	7 250
	TEACHING STAFF	278 879	66 475	23.8%	212 404	276 108	67 013	24.3%	209 095	273 307	67 623	24.7%	205 684
SECONDARY SCHOOLS	PRINCIPALS	-	-	-	-	-	-	-	-	-	-	-	-
	VICE-PRINCIPALS	-	-	-	-	-	-	-	-	-	-	-	-
	TEACHING STAFF	-	-	-	-	-	-	-	-	-	-	-	-
COLLEGES OF TECHNOLOGY	PRINCIPALS	61	0	0.0%	61	62	0	0.0%	62	62	0	0.0%	62
	PROFESSORS	1 612	9	0.6%	1 603	1 664	9	0.5%	1 655	1 676	10	0.6%	1 666
	ASSOCIATE PROFESSORS	1 532	34	2.2%	1 498	1 522	39	2.6%	1 483	1 549	47	3.0%	1 502
	TEACHING STAFF	4 345	143	3.3%	4 202	4 384	162	3.7%	4 222	4 408	176	4.0%	4 232
JUNIOR COLLEGE	PRESIDENTS	408	45	11.0%	363	409	44	10.8%	365	398	46	11.6%	352
	VICE-PRESIDENTS	121	12	9.9%	109	110	12	10.9%	98	114	12	10.5%	102
	PROFESSORS	7 705	2 182	28.3%	5 523	7 627	2 200	28.8%	5 427	7 401	2 173	29.4%	5 228
	ASSOCIATE PROFESSORS	5 856	2 387	40.8%	3 469	5 705	2 337	41.0%	3 368	5 413	2 270	41.9%	3 143
UNIVERSITIES	TEACHING STAFF	20 294	8 226	40.5%	12 068	19 885	8 163	41.1%	11 722	19 040	7 948	41.7%	11 092
	PRESIDENTS	565	30	5.3%	535	573	31	5.4%	542	595	37	6.2%	558
	VICE-PRESIDENTS	207	5	2.4%	202	223	5	2.2%	218	252	7	2.8%	245
	PROFESSORS	52 654	3 340	6.3%	49 314	54 021	3 585	6.6%	50 436	55 293	3 894	7.0%	51 399
ASSOCIATE PROFESSORS	TEACHING STAFF	32 037	3 365	10.5%	28 672	32 628	3 617	11.1%	29 011	33 220	3 938	11.9%	29 282
	TEACHING STAFF	139 608	15 605	11.2%	124 003	141 782	16 565	11.7%	125 217	144 310	17 785	12.3%	126 525

	1999				2000				2001			
	TOTAL	FEMALE	RATIO OF FEMALE	MALE	TOTAL	FEMALE	RATIO OF FEMALE	MALE	TOTAL	FEMALE	RATIO OF FEMALE	MALE
ELEMENTARY SCHOOLS	PRINCIPALS	23 299	3 388	14.5%	19 911	3 620	15.6%	19 588	23 060	3 795	16.5%	19 265
	VICE-PRINCIPALS	23 583	5 322	22.6%	18 261	5 277	22.5%	18 192	23 357	5 240	22.4%	18 117
	TEACHING STAFF	411 439	256 218	62.3%	155 221	253 946	62.3%	153 652	407 829	254 765	62.5%	153 064
LOWER SECONDARY SCHOOLS	PRINCIPALS	10 223	344	3.4%	9 879	10 210	3.5%	9 852	10 197	391	3.8%	9 806
	VICE-PRINCIPALS	11 227	829	7.4%	10 398	11 183	7.8%	10 316	11 199	862	7.7%	10 337
	TEACHING STAFF	262 226	106 361	40.6%	155 865	257 605	40.5%	153 290	255 494	103 780	40.6%	151 714
UPPER SECONDARY SCHOOLS	PRINCIPALS	5 220	166	3.2%	5 054	5 224	3.5%	5 043	5 216	200	3.8%	5 016
	VICE-PRINCIPALS	7 529	301	4.0%	7 228	7 545	4.1%	7 233	7 666	341	4.4%	7 325
	TEACHING STAFF	271 210	68 258	25.2%	202 952	269 027	25.6%	200 180	266 548	69 603	26.1%	196 945
SECONDARY SCHOOLS	PRINCIPALS	1	0	0.0%	1	1	0.0%	1	2	0	0.0%	2
	VICE-PRINCIPALS	2	0	0.0%	2	7	14.3%	6	11	1	9.1%	10
	TEACHING STAFF	37	4	10.8%	33	124	27.4%	90	194	60	30.9%	134
COLLEGES OF TECHNOLOGY	PRINCIPALS	62	0	0.0%	62	62	0.0%	62	62	0	0.0%	62
	PROFESSORS	1 686	10	0.6%	1 676	1 714	0.8%	1 701	1 715	14	0.8%	1 701
	ASSOCIATE PROFESSORS	1 570	48	3.1%	1 522	1 559	3.3%	1 507	1 595	62	3.9%	1 533
	TEACHING STAFF	4 433	175	3.9%	4 258	4 459	4.0%	4 279	4 467	191	4.3%	4 276
JUNIOR COLLEGE	PRESIDENTS	392	45	11.5%	347	370	11.4%	328	349	47	13.5%	302
	VICE-PRESIDENTS	120	19	15.8%	101	119	17.8%	98	118	17	14.4%	101
	PROFESSORS	7 212	2 185	30.3%	5 027	6 660	31.4%	4 571	6 208	1 997	32.2%	4 211
	ASSOCIATE PROFESSORS	5 060	2 169	42.9%	2 891	4 637	43.9%	2 602	4 255	1 896	44.6%	2 359
UNIVERSITIES	TEACHING STAFF	18 206	7 780	42.7%	10 426	16 752	43.8%	9 413	15 638	6 977	44.6%	8 661
	PRESIDENTS	611	41	6.7%	570	639	7.4%	592	663	49	7.4%	614
	VICE-PRESIDENTS	273	8	2.9%	265	344	4.1%	330	424	16	3.8%	408
	PROFESSORS	56 656	4 241	7.5%	52 415	58 137	7.9%	53 542	59 144	4 907	8.3%	54 237
	ASSOCIATE PROFESSORS	33 966	4 186	12.3%	29 780	34 872	13.1%	30 297	35 519	4 848	13.6%	30 671
	TEACHING STAFF	147 579	19 034	12.9%	128 545	150 563	13.5%	130 249	152 572	21 467	14.1%	131 105

SOURCE: MINISTRY OF EDUCATION, CULTURE, SPORTS, SCIENCE AND TECHNOLOGY

## 20. EMPLOYMENT RATE OF NEW GRADUATES

			TOTAL	LOWER SECONDARY	UPPER SECONDARY	JUNIOR COLLEGE	UNIVERSITY
NUMBER OF EMPLOYED	FEMALE	1980	526 617	27 373	319 108	118 578	61 558
		1985	524 874	26 925	299 311	131 748	66 890
		1990	597 155	17 365	320 592	170 306	88 892
		1995	446 068	6 874	186 990	150 926	101 278
		1996	430 995	5 667	170 925	145 360	109 043
		1997	424 060	5 466	160 788	139 903	117 903
		1998	402 761	5 045	148 135	127 237	122 344
		1999	352 469	4 289	123 815	106 756	117 609
		2000	324 196	3 806	110 185	93 150	117 055
	MALE	1980	554 776	40 042	280 585	10 578	223 571
		1985	538 778	43 602	264 601	9 122	221 453
		1990	585 446	37 457	301 738	10 923	235 328
		1995	478 941	18 120	220 924	10 164	229 733
		1996	461 745	16 158	206 694	10 116	228 777
		1997	449 746	16 042	192 175	10 161	231 368
		1998	428 848	14 941	179 537	9 152	225 218
		1999	374 583	12 591	152 044	7 438	202 510
		2000	338 152	11 097	136 889	6 503	183 663
RATIO(%)	FEMALE	1980	100.0	5.2	60.6	22.5	11.7
		1985	100.0	5.1	57.0	25.1	12.7
		1990	100.0	2.9	53.7	28.5	14.9
		1995	100.0	1.5	41.9	33.8	22.7
		1996	100.0	1.3	39.7	33.7	25.3
		1997	100.0	1.3	37.9	33.0	27.8
		1998	100.0	1.3	36.8	31.6	30.4
		1999	100.0	1.2	35.1	30.3	33.4
		2000	100.0	1.2	34.0	28.7	36.1
	MALE	1980	100.0	7.2	50.6	1.9	40.3
		1985	100.0	8.1	49.1	1.7	41.1
		1990	100.0	6.4	51.5	1.9	40.2
		1995	100.0	3.8	46.1	2.1	48.0
		1996	100.0	3.5	44.8	2.2	49.5
		1997	100.0	3.6	42.7	2.3	51.4
		1998	100.0	3.5	41.9	2.1	52.5
		1999	100.0	3.4	40.6	2.0	54.1
		2000	100.0	3.3	40.5	1.9	54.3
EMPLOYMENT RATE (%)	FEMALE	1980	-	3.2 (83.1)	45.6 (90.6)	76.4 (83.1)	65.7 (67.7)
		1985	-	2.9 (78.0)	43.4 (90.0)	81.3 (83.1)	72.4 (75.4)
		1990	-	1.8 (69.0)	36.2 (88.6)	88.1 (90.4)	81.0 (85.1)
		1995	-	0.9 (50.6)	23.4 (76.7)	66.0 (69.5)	63.7 (68.6)
		1996	-	0.8 (46.2)	21.9 (74.0)	66.5 (70.5)	63.5 (68.3)
		1997	-	0.7 (38.7)	21.3 (71.6)	68.9 (71.9)	64.8 (69.4)
		1998	-	0.7 (32.3)	20.5 (64.8)	67.0 (65.3)	64.5 (64.7)
		1999	-	0.6 (29.3)	18.1 (60.5)	60.5 (62.5)	59.8 (61.9)
		2000	-	0.5 (28.6)	16.5 (60.6)	57.4 (66.2)	57.1 (64.7)
	MALE	1980	-	4.5 (86.2)	40.2 (83.3)	71.8 (80.6)	78.5 (84.6)
		1985	-	4.5 (88.3)	38.7 (88.3)	72.6 (82.4)	78.8 (86.6)
		1990	-	3.7 (79.8)	34.2 (85.5)	72.9 (83.2)	81.0 (90.1)
		1995	-	2.2 (68.7)	27.9 (79.6)	57.3 (66.8)	68.7 (78.5)
		1996	-	2.0 (66.0)	26.7 (78.2)	56.1 (67.2)	67.1 (76.7)
		1997	-	2.1 (60.3)	25.7 (76.4)	56.9 (65.5)	67.5 (75.8)
		1998	-	1.9 (52.8)	25.0 (71.5)	51.7 (58.7)	66.2 (69.8)
		1999	-	1.6 (49.9)	22.4 (69.1)	44.4 (54.5)	60.3 (64.2)
		2000	-	1.5 (49.5)	20.7 (69.4)	41.3 (60.2)	55.0 (65.3)

SOURCE: MINISTRY OF EDUCATION, CULTURE, SPORTS, SCIENCE AND TECHNOLOGY

(NOTE):

$$\text{EMPLOYMENT RATE} = \frac{\text{NUMBER OF THE EMPLOYED INCLUDING THOSE WHO ENTERED HIGHER-LEVEL SCHOOLS WHILE BEING EMPLOYED}}{\text{NUMBER OF GRADUATES}} \times 100$$

THE FIGURES IN PARENTHESES WERE CALCULATED AS FOLLOWS:

$$\text{UNIVERSITIES} = \frac{\text{NUMBER OF THE EMPLOYED}}{\text{NUMBER OF GRADUATES (NOT INCLUDING THOSE WHO ADVANCED TO POSTGRADUATE SCHOOLS AND INTERNS)}} \times 100$$

$$\text{JUNIOR COLLEGE} = \frac{\text{NUMBER OF THE EMPLOYED}}{\text{NUMBER OF GRADUATES (NOT INCLUDING THOSE WHO ADVANCED TO UPPER SCHOOLS)}} \times 100$$

$$\text{SECONDARY SCHOOLS} = \frac{\text{NUMBER OF THE EMPLOYED}}{\text{NUMBER OF GRADUATES (NOT INCLUDING THOSE WHO ENTERED HIGHER-LEVEL SCHOOLS WHILE BEING EMPLOYED)}} \times 100$$

## 21. LABOUR FORCE POPULATION AND EMPLOYED POPULATION

	POPULATION OF WORKING AGE	LABOUR FORCE POPULATION			NON-LABOUR FORCE POPULATION	LABOUR FORCE PARTICIPATION RATE	DISTRIBUTION OF LABOUR FORCE BY SEX	UNEMPLOYMENT RATE
		TOTAL	EMPLOYED POPULATION	UNEMPLOYED POPULATION				
		(0000)	(0000)	(0000)	(0000)	%	%	%
TOTAL	1980	8 932	5 650	114	3 249	63.3	100.0	2.0
	1985	9 465	5 963	156	3 450	63.0	100.0	2.6
	1990	10 089	6 384	134	3 657	63.3	100.0	2.1
	1995	10 510	6 666	210	3 836	63.4	100.0	3.2
	1996	10 571	6 711	225	3 852	63.5	100.0	3.4
	1997	10 661	6 787	230	3 863	63.7	100.0	3.4
	1998	10 728	6 793	279	3 924	63.3	100.0	4.1
	1999	10 783	6 779	317	3 989	62.9	100.0	4.7
	2000	10 836	6 766	320	4 057	62.4	100.0	4.7
	2001	10 886	6 752	340	4 125	62.0	100.0	5.0
FEMALE	1980	4 591	2 185	43	2 391	47.6	38.7	2.0
	1985	4 863	2 367	63	2 472	48.7	39.7	2.7
	1990	5 178	2 593	57	2 562	50.1	40.6	2.2
	1995	5 402	2 701	87	2 698	50.0	40.5	3.2
	1996	5 435	2 719	91	2 712	50.0	40.5	3.3
	1997	5 481	2 760	95	2 716	50.4	40.7	3.4
	1998	5 519	2 767	111	2 747	50.1	40.7	4.0
	1999	5 552	2 755	123	2 790	49.6	40.6	4.5
	2000	5 583	2 753	123	2 824	49.3	40.7	4.5
	2001	5 613	2 760	131	2 848	49.2	40.9	4.7
MALE	1980	4 341	3 465	71	859	79.8	61.3	2.0
	1985	4 602	3 596	93	978	78.1	60.3	2.6
	1990	4 911	3 791	77	1 095	77.2	59.4	2.0
	1995	5 108	3 966	123	1 139	77.6	59.5	3.1
	1996	5 136	3 992	134	1 140	77.7	59.5	3.4
	1997	5 180	4 027	135	1 147	77.7	59.3	3.4
	1998	5 209	4 026	168	1 177	77.3	59.3	4.2
	1999	5 232	4 024	194	1 199	76.9	59.4	4.8
	2000	5 253	4 014	196	1 233	76.4	59.3	4.9
	2001	5 273	3 992	209	1 277	75.7	59.1	5.2

SOURCE: MINISTRY OF PUBLIC MANAGEMENT, HOME AFFAIRS, POSTS AND TELECOMMUNICATIONS

## 22. LABOUR FORCE POPULATION RATES BY AGE GROUP

(%)

	2001	
	FEMALE	MALE
TOTAL	49.2	75.7
15~19	17.5	17.9
20~24	72.0	71.9
25~29	71.1	95.4
30~34	58.8	97.2
35~39	62.3	97.8
40~44	70.1	97.7
45~49	72.7	97.2
50~54	68.2	96.3
55~59	58.4	93.9
60~64	39.5	72.0
65~	13.8	32.9

SOURCE: MINISTRY OF PUBLIC MANAGEMENT, HOME AFFAIRS,  
POSTS AND TELECOMMUNICATIONS

23. FEMALE LABOUR FORCE POPULATION RATES  
BY MARITAL STATUS

(%)

	TOTAL	UNMARRIED	MARRIED	WIDOWED/DIVORCED
1980	47.6	52.6	49.2	34.2
1985	48.7	53.0	51.1	32.9
1990	50.1	55.2	52.7	32.3
1995	50.0	59.2	51.2	32.0
1996	50.0	60.4	51.0	31.7
1997	50.4	61.2	51.3	31.7
1998	50.1	61.9	50.6	32.0
1999	49.6	62.2	50.0	31.4
2000	49.3	62.2	49.7	31.0
2001	49.2	62.5	49.5	30.5

SOURCE: MINISTRY OF PUBLIC MANAGEMENT, HOME AFFAIRS,  
POSTS AND TELECOMMUNICATIONS



## 24. DISTRIBUTION OF WORKERS BY EMPLOYMENT STATUS

			TOTAL	SELF-EMPLOYED	FAMILY EMPLOYEES	EMPLOYEES
NUMBER OF WORKERS (10,000)	FEMALE	1980	2 142	293	491	1 354
		1985	2 304	288	461	1 548
		1990	2 536	271	424	1 834
		1995	2 614	234	327	2 048
		1996	2 627	222	315	2 084
		1997	2 665	223	308	2 127
		1998	2 656	224	301	2 124
		1999	2 632	217	291	2 116
		2000	2 629	204	278	2 140
		2001	2 629	187	265	2 168
	MALE	1980	3 394	658	112	2 617
		1985	3 503	628	99	2 764
		1990	3 713	607	93	3 001
		1995	3 843	550	70	3 215
		1996	3 858	543	67	3 238
		1997	3 892	550	68	3 264
		1998	3 858	537	66	3 243
		1999	3 831	538	66	3 215
		2000	3 817	527	63	3 216
		2001	3 783	506	60	3 201
RATIO (%)	FEMALE	1980	100.0	13.7	22.9	63.2
		1985	100.0	12.5	20.0	67.2
		1990	100.0	10.7	16.7	72.3
		1995	100.0	9.0	12.5	78.3
		1996	100.0	8.5	12.0	79.3
		1997	100.0	8.4	11.6	79.8
		1998	100.0	8.4	11.3	80.0
		1999	100.0	8.2	11.1	80.4
		2000	100.0	7.8	10.6	81.4
		2001	100.0	7.1	10.1	82.5
	MALE	1980	100.0	19.4	3.3	77.1
		1985	100.0	17.9	2.8	78.9
		1990	100.0	16.3	2.5	80.8
		1995	100.0	14.3	1.8	83.7
		1996	100.0	14.1	1.7	83.9
		1997	100.0	14.1	1.7	83.9
		1998	100.0	13.9	1.7	84.1
		1999	100.0	14.0	1.7	83.9
		2000	100.0	13.8	1.7	84.3
		2001	100.0	13.4	1.6	84.6

SOURCE: MINISTRY OF PUBLIC MANAGEMENT, HOME AFFAIRS, POSTS AND TELECOMMUNICATIONS

## 25. DISTRIBUTION OF WORKERS BY INDUSTRIAL CLASSIFICATION

			TOTAL	PRIMARY INDUSTRY	SECONDARY INDUSTRY	TERTIARY INDUSTRY
NUMBER OF WORKERS (10,000)	TOTAL	1980	5 536	577	1 926	3 020
		1985	5 807	509	1 992	3 283
		1990	6 249	451	2 099	3 669
		1995	6 457	367	2 125	3 940
		1996	6 486	356	2 121	3 979
		1997	6 557	350	2 134	4 039
		1998	6 514	343	2 050	4 085
		1999	6 462	335	2 008	4 078
		2000	6 446	326	1 979	4 103
		2001	6 412	313	1 921	4 133
	FEMALE	1980	2 142	283	605	1 250
		1985	2 304	244	651	1 400
		1990	2 536	215	692	1 618
		1995	2 614	169	649	1 785
		1996	2 627	164	640	1 812
		1997	2 665	159	638	1 853
		1998	2 656	158	598	1 887
		1999	2 632	151	574	1 891
		2000	2 629	145	560	1 910
		2001	2 629	138	540	1 935
RATIO (%)	TOTAL	1980	100.0	10.4	34.8	54.6
		1985	100.0	8.8	34.3	56.5
		1990	100.0	7.2	33.6	58.7
		1995	100.0	5.7	32.9	61.0
		1996	100.0	5.5	32.7	61.3
		1997	100.0	5.3	32.5	61.6
		1998	100.0	5.3	31.5	62.7
		1999	100.0	5.2	31.1	63.1
		2000	100.0	5.1	30.7	63.7
		2001	100.0	4.9	30.0	64.5
	FEMALE	1980	100.0	13.2	28.2	58.4
		1985	100.0	10.6	28.3	60.8
		1990	100.0	8.5	27.3	63.8
		1995	100.0	6.5	24.8	68.3
		1996	100.0	6.2	24.4	69.0
		1997	100.0	6.0	23.9	69.5
		1998	100.0	5.9	22.5	71.0
		1999	100.0	5.7	21.8	71.8
		2000	100.0	5.5	21.3	72.7
		2001	100.0	5.2	20.5	73.6

SOURCE: MINISTRY OF PUBLIC MANAGEMENT, HOME AFFAIRS, POSTS AND TELECOMMUNICATIONS

(NOTE): PRIMARY INDUSTRY. . . AGRICULTURE, FORESTRY AND FISHERIES  
 SECONDARY INDUSTRY. . . MINING, CONSTRUCTION AND MANUFACTURING  
 TERTIARY INDUSTRY. . . ALL OTHER INDUSTRIES (EXCLUDING INDUSTRIES  
 IMPOSSIBLE TO CATEGORIZE)

26. DISTRIBUTION OF FEMALE EMPLOYEES BY TYPE OF INDUSTRY

	1980		1985		1990		1995		1996		1997		1998		1999		2000		2001	
	(0000)	%	(0000)	%	(0000)	%	(0000)	%	(0000)	%	(0000)	%	(0000)	%	(0000)	%	(0000)	%	(0000)	%
TOTAL	1 354	100.0	1 548	100.0	1 834	100.0	2 048	100.0	2 084	100.0	2 127	100.0	2 124	100.0	2 116	100.0	2 140	100.0	2 168	100.0
AGRICULTURE	9	0.7	9	0.6	11	0.6	14	0.7	14	0.7	14	0.7	15	0.7	15	0.7	15	0.7	17	0.8
FISHERIES	2	0.1	3	0.2	2	0.1	2	0.1	2	0.1	2	0.1	2	0.1	1	0.0	2	0.1	2	0.1
MINING	1	0.1	1	0.1	1	0.1	1	0.05	1	0.05	1	0.0	1	0.0	1	0.0	1	0.0	1	0.0
CONSTRUCTION	58	4.3	57	3.7	72	3.9	87	4.3	88	4.2	92	4.3	89	4.2	86	4.1	82	3.8	80	3.7
MANUFACTURING	386	28.5	435	28.1	471	25.7	457	22.3	455	21.8	451	21.2	423	19.9	407	19.2	402	18.8	392	18.1
ELECTRICITY, GAS, HEAT AND WATER SUPPLY	4	0.3	4	0.3	4	0.2	5	0.3	6	0.3	5	0.2	4	0.2	5	0.2	5	0.2	4	0.2
TRANSPORTATION & COMMUNICATION	39	2.9	41	2.6	51	2.8	65	3.2	66	3.2	71	3.3	74	3.5	72	3.4	75	3.5	75	3.5
WHOLESALE, RETAIL & RESTAURANT	351	25.9	408	26.4	493	26.9	560	27.3	573	27.5	586	27.6	596	28.1	606	28.6	611	28.6	618	28.5
FINANCE, INSURANCE AND REAL ESTATE	82	6.1	90	5.8	121	6.6	123	6.0	119	5.7	117	5.5	115	5.4	112	5.3	109	5.1	107	4.9
SERVICE	388	28.7	464	30.0	567	30.9	686	33.5	711	34.1	737	34.6	753	35.5	757	35.8	783	36.6	818	37.7
PUBLIC SERVICE AND OTHER	33	2.4	35	2.3	36	2.0	42	2.1	42	2.0	43	2.0	46	2.2	46	2.2	47	2.2	46	2.1

SOURCE: MINISTRY OF PUBLIC MANAGEMENT, HOME AFFAIRS, POSTS AND TELECOMMUNICATIONS

## 27. EMPLOYEES BY OCCUPATION

		TOTAL	PROFESSIONAL & TECHNICAL WORKERS	MANAGERS & OFFICIALS	CLERICAL & RELATED WORKERS	SALES WORKERS	PROTECTIVE SERVICE & SERVICE WORKERS	FARMERS, LUMBER & FISHING WORKERS	WORKERS IN TRANSPORT & COMMUNICATION	MINING WORKERS	MANUFACTURING & CONSTRUCTION WORKERS	LABOURERS
TOTAL (10,000)	1980	3 971	364	217	867	497	342	40	229	4	1 260	148
	1985	4 313	451	207	954	581	342	38	210	3	1 316	204
	1990	4 835	594	234	1 088	680	384	39	216	2	1 342	245
	1995	5 263	691	232	1 194	738	466	40	221	2	1 390	280
	1996	5 322	703	235	1 205	737	478	41	223	2	1 398	288
	1997	5 391	722	221	1 214	745	495	39	225	3	1 414	297
	1998	5 368	736	217	1 233	740	505	39	216	3	1 360	302
	1999	5 331	739	210	1 218	739	517	37	213	3	1 334	302
	2000	5 356	754	200	1 233	736	532	38	207	3	1 318	315
	2001	5 369	770	198	1 198	794	559	43	201	3	1 265	320
	1980	1 354	176	11	443	157	174	10	14	0	314	54
FEMALE EMPLOYEES (10,000)	1985	1 548	211	14	507	183	174	10	11	0	352	86
	1990	1 834	253	18	631	230	197	11	9	0	378	102
	1995	2 048	304	20	705	259	247	12	12	0	364	120
	1996	2 084	315	21	716	256	255	13	12	0	367	123
	1997	2 127	326	21	725	258	267	12	13	0	371	128
	1998	2 124	332	20	734	256	273	13	12	0	348	131
	1999	2 116	332	19	724	257	286	12	11	0	337	131
	2000	2 140	342	18	730	256	291	13	11	0	334	138
	2001	2 168	355	18	716	283	307	14	10	0	317	140
	1980	34.1	48.4	5.1	51.1	31.6	50.9	25.0	6.1	0.0	24.9	36.5
	1985	35.9	46.8	6.8	53.1	31.5	50.9	26.3	5.2	0.0	26.7	42.2
RATIO OF FEMALE EMPLOYEES (%)	1990	37.9	42.6	7.7	58.0	33.8	51.3	28.2	4.2	0.0	28.2	41.6
	1995	38.9	44.0	8.6	59.0	35.1	53.0	30.0	5.4	0.0	26.2	42.9
	1996	39.2	44.8	8.9	59.4	34.7	53.3	31.7	5.4	0.0	26.3	42.7
	1997	39.5	45.2	9.5	59.7	34.6	53.9	30.8	5.8	0.0	26.2	43.1
	1998	39.6	45.1	9.2	59.5	34.6	54.1	33.3	5.6	0.0	25.6	43.4
	1999	39.7	44.9	9.0	59.4	34.8	55.3	32.4	5.2	0.0	25.3	43.4
	2000	40.0	45.4	9.0	59.2	34.8	54.7	34.2	5.3	0.0	25.3	43.8
	2001	40.4	46.1	9.1	59.8	35.6	54.9	32.6	5.0	0.0	25.1	43.8

SOURCE: MINISTRY OF PUBLIC MANAGEMENT, HOME AFFAIRS, POSTS AND TELECOMMUNICATIONS

## 28. AVERAGE LENGTH OF SERVICE

YEAR	AVERAGE LENGTH OF SERVICE (UNIT: YEARS)		
	TOTAL	FEMALE	MALE
1992	10.9	7.4	12.5
1993	10.9	7.3	12.6
1994	11.2	7.6	12.8
1995	11.3	7.9	12.9
1996	11.6	8.2	13.1
1997	11.8	8.4	13.3
1998	11.6	8.2	13.1
1999	11.8	8.5	13.2
2000	12.0	8.8	13.3

SOURCE: MINISTRY OF HEALTH, LABOUR AND WELFARE

## 29. MONTHLY CONTRACTUAL CASH EARNINGS AND SCHEDULED CASH EARNINGS

	MONTHLY CONTRACTUAL CASH EARNINGS		SCHEDULED CASH EARNINGS	
	FEMALE	MALE	FEMALE	MALE
	(1,000YEN)	(1,000YEN)	(1,000YEN)	(1,000YEN)
1985	153.6	274.0	145.8	244.6
1990	186.1	326.2	175.0	290.5
1995	217.5	361.3	206.2	330.0
1996	221.3	366.1	209.6	334.0
1997	225.3	371.8	212.7	337.0
1998	226.8	367.9	214.9	336.4
1999	230.7	367.2	217.5	336.7
2000	235.1	370.3	220.6	336.8

SOURCE: MINISTRY OF HEALTH, LABOUR AND WELFARE

(NOTE): THE FIGURES ARE FOR ESTABLISHMENTS OF 10 OR MORE REGULAR EMPLOYEES.

## 30. DIFFERENTIALS BETWEEN SEXES OF SCHEDULED CASH EARNINGS OF THE STANDARD EMPLOYEE BY AGE GROUP

AGE GROUP	RATIOS OF WOMEN'S SCHEDULED CASH EARNINGS TO MEN'S (%)	
	SENIOR HIGH SCHOOL GRADUATES	UNIVERSITY GRADUATES
18~19	93.1	-
20~24	89.0	94.6
25~29	85.6	90.0
30~34	79.6	86.4
35~39	78.2	84.8
40~44	76.0	87.9
45~49	73.4	84.6
50~54	74.6	82.2

SOURCE: MINISTRY OF HEALTH, LABOUR AND WELFARE

(NOTE): FIGURES ARE AS OF 2000.

## 31. STARTING SALARY FOR NEW GRADUATES

	JUNIOR HIGH SCHOOL GRADUATES			SENIOR HIGH SCHOOL GRADUATES			HIGHER PROFESSIONAL SCHOOL/JUNIOR COLLEGE GRADUATES			UNIVERSITY GRADUATES (CLERICAL WORKERS)		
	FEMALE (1,000YEN)	MALE (1,000YEN)	MALE- FEMALE GAP (MALE=100)	FEMALE (1,000YEN)	MALE (1,000YEN)	MALE- FEMALE GAP (MALE=100)	FEMALE (1,000YEN)	MALE (1,000YEN)	MALE- FEMALE GAP (MALE=100)	FEMALE (1,000YEN)	MALE (1,000YEN)	MALE- FEMALE GAP (MALE=100)
1985	91.7	96.2	95.3	106.2	112.2	94.7	133.5	123.6	94.7	133.5	138.9	96.1
1990	107.1	117.0	91.5	126.0	133.0	94.7	162.0	145.4	95.0	162.0	168.8	96.0
1995	125.5	142.0	88.4	144.7	154.0	94.0	182.5	165.1	96.1	182.5	191.6	95.3
1996	130.8	146.6	89.2	146.1	154.5	94.6	181.7	166.8	95.1	181.7	191.7	94.8
1997	131.8	141.6	93.1	147.3	156.0	94.4	184.3	168.9	95.3	184.3	192.5	95.7
1998	129.0	143.4	90.0	147.9	156.5	94.5	184.1	168.8	95.9	184.1	194.1	94.8
1999	139.5	144.1	96.8	148.3	157.6	94.1	185.6	170.3	95.2	185.6	194.1	95.6
2000	137.5	140.6	97.8	147.6	157.1	94.0	183.2	171.6	95.3	183.2	195.6	93.7
2001	134.0	145.1	92.4	148.7	158.1	94.1	185.1	170.3	96.2	185.1	197.5	93.7

SOURCE: MINISTRY OF HEALTH, LABOUR AND WELFARE

(NOTE): THE FIGURES ARE FOR ESTABLISHMENTS OF 10 OR MORE REGULAR EMPLOYEES

## 32. AVERAGE MONTHLY WORKING HOURS PER REGULAR EMPLOYEE

	TOTAL HOURS WORKED		SCHEDULED HOURS		OVERTIME	
	FEMALE	MALE	FEMALE	MALE	FEMALE	MALE
1980	164.1	181.2	158.1	164.1	6.0	17.1
1985	162.5	182.4	155.8	163.6	6.7	18.8
1990	155.3	179.4	148.1	159.5	7.2	19.9
1995	143.8	167.7	138.4	152.9	5.4	14.8
1996	144.8	168.1	139.1	152.5	5.7	15.6
1997	142.9	166.8	137.0	150.7	5.9	16.1
1998	141.0	165.2	135.7	150.5	5.3	14.7
1999	136.7	163.8	131.0	149.4	5.7	14.4
2000	137.7	165.5	131.7	150.4	6.0	15.1
2001	137.0	164.6	131.1	150.1	5.9	14.5

SOURCE: MINISTRY OF HEALTH, LABOUR AND WELFARE

(NOTE): THE FIGURES ARE FOR ESTABLISHMENTS OF 30 OR MORE  
REGULAR EMPLOYEES BASED ON THE INDUSTRY RESEARCH REPORT

## 33. TRADE UNION MEMBERS AND ESTIMATED RATES OF UNIONIZATION

	FEMALE			MALE			RATIO OF WOMEN IN TOTAL UNION MEMBERS (%)
	UNION MEMBERS (10,000 PERSONS)	EMPLOYEES (10,000 PERSONS)	ESTIMATED UNIONIZATION RATES (%)	UNION MEMBERS (10,000 PERSONS)	EMPLOYEES (10,000 PERSONS)	ESTIMATED UNIONIZATION RATES (%)	
1980	338	1 374	24.6	886	2 638	33.6	27.6
1985	339	1 545	22.0	893	2 756	32.4	27.5
1990	339	1 854	18.3	880	3 021	29.1	27.8
1995	357	2 076	17.2	893	3 232	27.6	28.6
1996	350	2 116	16.5	883	3 251	27.2	28.4
1997	346	2 154	16.0	871	3 281	26.5	28.4
1998	338	2 140	15.8	860	3 251	26.5	28.2
1999	327	2 117	15.5	842	3 204	26.3	28.1
2000	321	2 159	14.9	822	3 221	25.5	28.1

SOURCE: MINISTRY OF HEALTH, LABOUR AND WELFARE AND  
MINISTRY OF PUBLIC MANAGEMENT, HOME AFFAIRS, POSTS AND TELECOMMUNICATIONS

(NOTE): 1. THE FIGURES ARE AS OF THE END OF JUNE EVERY YEAR

2. ESTIMATED UNIONIZATION RATES ARE CALCULATED AS FOLLOWS:

$$\text{ESTIMATED UNIONIZATION RATES} = \frac{\text{UNION MEMBERS}}{\text{EMPLOYEES}} \times 100$$



## 34. PART-TIME WORKERS (NON-AGRICULTURAL SECTOR)

	TOTAL			FEMALE		
	NUMBER OF EMPLOYEES (10,000 persons)	NUMBER OF PART-TIME WORKERS (10,000 persons)	RATIO OF PART-TIME WORKERS(%)	NUMBER OF EMPLOYEES (10,000 persons)	NUMBER OF PART-TIME WORKERS (10,000 persons)	RATIO OF PART-TIME WORKERS(%)
1980	3 886	390	10.0	1 323	256	19.3
1985	4 231	471	11.1	1 516	333	22.0
1990	4 748	722	15.2	1 795	501	27.9
1995	5 161	896	17.4	2 000	632	31.6
1996	5 219	1 015	19.4	2 035	692	34.0
1997	5 285	1 114	21.1	2 077	746	35.9
1998	5 261	1 113	21.2	2 073	755	36.4
1999	5 226	1 138	21.8	2 065	774	37.5
2000	5 252	1 053	20.0	2 089	754	36.1
2001	5 259	1 205	22.9	2 112	829	39.3

SOURCE: MINISTRY OF PUBLIC MANAGEMENT, HOME AFFAIRS, POSTS AND TELECOMMUNICATIONS

35. DISTRIBUTION OF WORKERS WHO ARE ENGAGED IN AGRICULTURE AND FORESTRY BY EMPLOYMENT STATUS

			TOTAL	SELF-EMPLOYED	FAMILY EMPLOYEES	EMPLOYERS
NUMBER OF WORKERS (10,000)	TOTAL	1997	324	162	129	33
		1998	317	156	127	33
		1999	307	152	122	33
		2000	297	146	117	34
		2001	286	139	110	38
	FEMALE	1997	153	31	108	14
		1998	151	29	107	15
		1999	143	26	102	15
		2000	137	24	98	15
		2001	131	24	91	17
	MALE	1997	171	131	21	19
		1998	166	127	20	19
		1999	164	126	20	18
		2000	160	122	19	19
		2001	155	115	19	21
RATIO (%)	FEMALE	1997	47.2	19.1	83.7	42.4
		1998	47.6	18.6	84.3	45.5
		1999	46.6	17.1	83.6	45.5
		2000	46.1	16.4	83.8	44.1
		2001	45.8	17.3	82.7	44.7
	MALE	1997	52.8	80.9	16.3	57.6
		1998	52.4	81.4	15.7	57.6
		1999	53.4	82.9	16.4	54.5
		2000	53.9	83.6	16.2	55.9
		2001	54.2	82.7	17.3	55.3

SOURCE: MINISTRY OF PUBLIC MANAGEMENT, HOME AFFAIRS, POSTS AND TELECOMMUNICATIONS

## 36. WOMEN'S PARTICIPATION RATE IN AGRICULTURE

(1,000 persons, %)

YEAR	1970	1975	1980	1985	1990	1995	1999	2000
POPULATION LIVING IN AGRICULTURAL HOUSEHOLDS	26 595	23 197	21 366	19 839	17 296	12 037	11 011	10 467
FEMALES	13 739	11 955	10 966	10 177	8 875	6 158	5 636	5 338
RATIO OF FEMALES	(51.7)	(51.5)	(51.3)	(51.3)	(51.3)	(51.2)	(51.2)	(51.0)
POPULATION MAINLY ENGAGED IN FARMING	10 352	7 907	6 973	6 363	5 653	4 140	3 845	3 891
FEMALES	6 337	4 932	4 300	3 885	3 403	2 372	2 176	2 171
RATIO OF FEMALES	(61.2)	(62.4)	(61.7)	(61.1)	(60.2)	(57.3)	(56.6)	(55.8)
POPULATION OF CORE PERSONS MAINLY ENGAGED IN FARMING	7 109	4 889	4 128	3 696	3 127	2 560	2 336	2 400
FEMALES	3 857	2 591	2 092	1 826	1 505	1 188	1 083	1 140
RATIO OF FEMALES	(54.3)	(53.0)	(50.7)	(49.4)	(48.1)	(46.4)	(46.4)	(47.5)

SOURCE: MINISTRY OF AGRICULTURE, FORESTRY AND FISHERIES

## (NOTE):

1. THE POPULATION ENGAGED IN AGRICULTURE IS THE TOTAL NUMBER OF PEOPLE OVER 16 YEARS OF AGE (OVER 15 YEARS OF AGE SINCE 1995) IN HOUSEHOLDS WHO ARE ENGAGED SOLELY IN INDEPENDENT AGRICULTURAL BUSINESS, AND THOSE WHO ARE ENGAGED IN BOTH INDEPENDENT AGRICULTURAL BUSINESS AND OTHER BUSINESSES WITH AGRICULTURE AS THE MAIN BUSINESS
2. THE POPULATION OF CORE PERSONS MAINLY ENGAGED IN FARMING IS THE NUMBER OF PEOPLE IN HOUSEHOLDS WITHIN THE POPULATION ENGAGED IN AGRICULTURE THAT ORDINARILY CONSIDER AGRICULTURAL WORK AS THEIR MAIN ACTIVITY.
3. SINCE 1990, THE FIGURES FOR THE POPULATION LIVING IN AGRICULTURAL HOUSEHOLDS CORRESPOND TO THE DEFINITION AS STATED IN RESULTS OF 1990 WORLD CENSUS OF AGRICULTURE AND FORESTRY.
4. THE FIGURES SINCE 1996 REPRESENT COMMERCIAL FARM HOUSEHOLDS.

## 37. PARTICIPATION OF WOMEN IN AGRICULTURAL COMMITTEES, AGRICULTURAL COOPERATIVES, AND FISHERIES COOPERATIVES

		(PERSONS, %)							
FISCAL YEAR	1980	1985	1990	1995	1997	1998	1999	2000	
AGRICULTURAL COMMITTEE MEMBERS	65 940	64 080	62 524	60 917	60 610	60 052	59 702	59 254	
FEMALES	41	40	93	203	451	479	977	1 081	
RATIO OF FEMALES	(0.06)	(0.06)	(0.15)	(0.33)	(0.74)	(0.80)	(1.64)	(1.82)	
INDIVIDUAL MEMBERS OF AGRICULTURAL COOPERATIVES	5 635 000	5 536 000	5 537 547	5 432 260	5 380 083	5 335 636	5 287 799		
FEMALES	497 000	574 000	667 468	707 117	727 156	734 003	739 550		
RATIO OF FEMALES	(8.82)	(10.37)	(12.05)	(13.02)	(13.52)	(13.76)	(13.99)		
AGRICULTURAL COOPERATIVE OFFICIALS	81 059	77 490	68 611	50 735	44 578	40 488	36 114		
FEMALES	29	39	70	102	129	143	158		
RATIO OF FEMALES	(0.04)	(0.05)	(0.10)	(0.20)	(0.29)	(0.35)	(0.44)		
INDIVIDUAL MEMBERS OF FISHING COOPERATIVES	409 960	381 758	354 116	317 553	302 106	293 786			
FEMALES	19 944	21 180	20 425	18 337	16 755	16 814			
RATIO OF FEMALES	(4.86)	(5.55)	(5.77)	(5.77)	(5.55)	(5.72)			
FISHING COOPERATIVE OFFICIALS	23 224	22 563	22 022	20 449	19 621	19 160			
FEMALES	10	13	22	29	36	45			
RATIO OF FEMALES	(0.04)	(0.06)	(0.10)	(0.14)	(0.18)	(0.23)			

(NOTE):

SOURCE: MINISTRY OF AGRICULTURE, FORESTRY AND FISHERIES

AGRICULTURAL COMMITTEE MEMBERS: AS OF AUGUST 1 OF EACH YEAR; HOWEVER, AS OF OCTOBER 1 SINCE 1990.

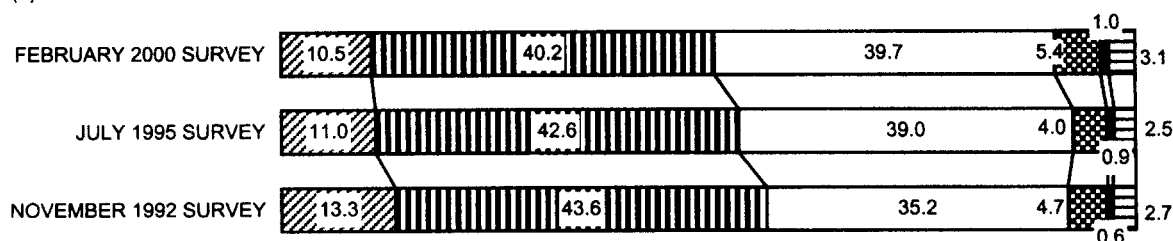
AGRICULTURAL COOPERATIVES: AS OF THE END OF EACH BUSINESS YEAR (THE END OF APRIL TO THE END OF MARCH, ACCORDING TO AGRICULTURAL COOPERATIVES)

FISHING COOPERATIVES: AS OF THE END OF EACH BUSINESS YEAR (THE END OF APRIL TO THE END OF MARCH, ACCORDING TO FISHING COOPERATIVES)

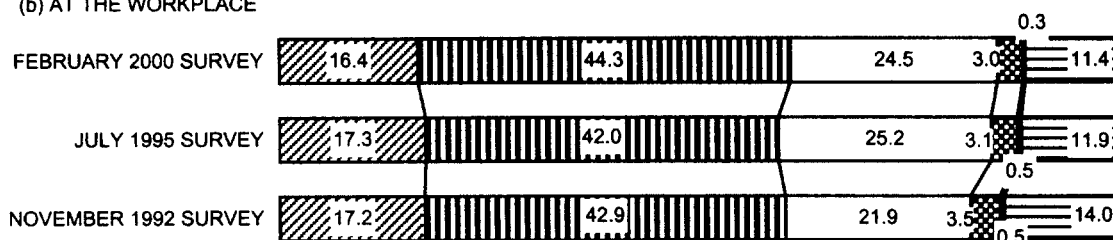
### 38. PUBLIC OPINION SURVEY ON GENDER EQUALITY (SENSE OF EQUALITY FOR THE STATUS OF WOMEN AND MEN)

- ▨ CONDITIONS ARE MUCH MORE FAVORABLE FOR MEN
- ▨ CONDITIONS ARE SLIGHTLY MORE FAVORABLE FOR MEN
- EQUAL
- ▨ CONDITIONS ARE MUCH MORE FAVORABLE FOR WOMEN
- ▨ CONDITIONS ARE SLIGHTLY MORE FAVORABLE FOR WOMEN
- ▨ DON'T KNOW

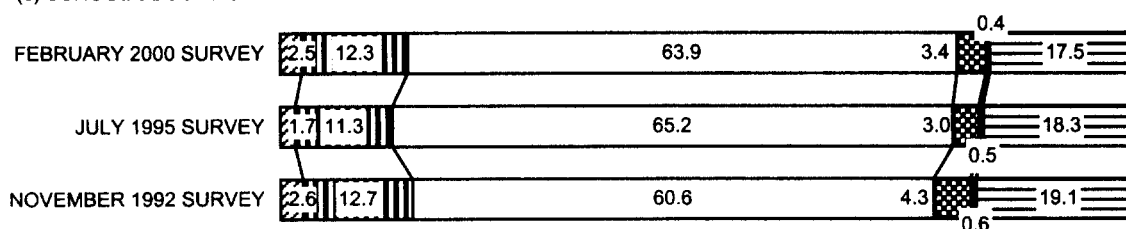
#### (a) FAMILY LIFE



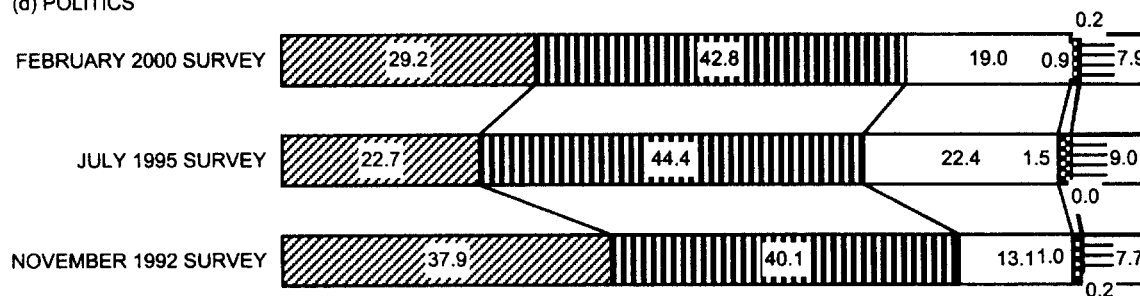
#### (b) AT THE WORKPLACE



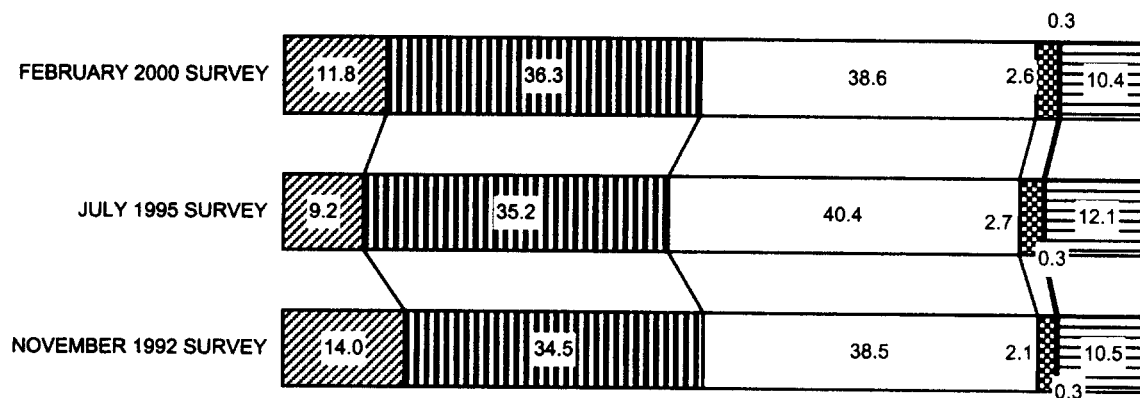
#### (c) SCHOOL EDUCATION



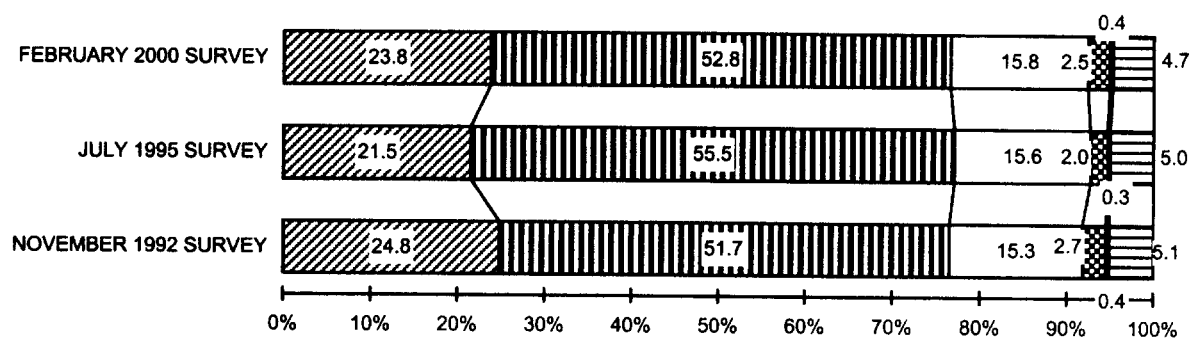
#### (d) POLITICS



## (e) LAW OR OTHER INSTITUTIONAL STRUCTURES


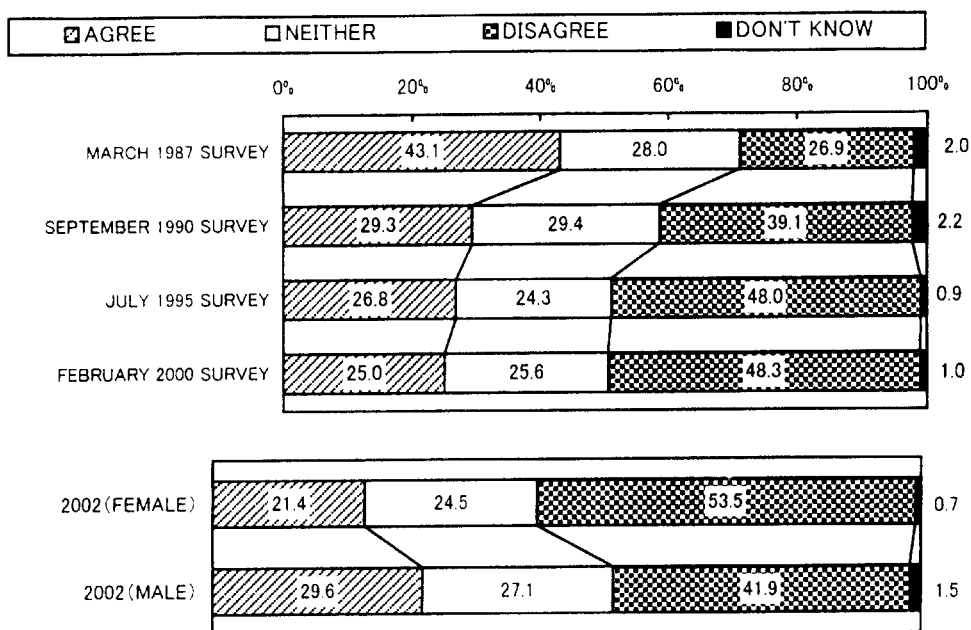


## (f) SOCIAL NORMS, CUSTOMS AND TRADITIONS



SOURCE: CABINET OFFICE

39. PUBLIC OPINION SURVEY ON A GENDER-EQUAL SOCIETY (REGARDING THE CONCEPT OF "MEN AT WORK AND WOMEN AT HOME")



SOURCE: CABINET OFFICE

(ARTICLE 2)

## 40. MEMBERS OF HUMAN RIGHTS VOLUNTEERS (LAST SIX YEARS)

	TOTAL (PERSONS)	FEMALE MEMBERS (PERSONS)	RATIO OF FEMALE (%)
1997	13 662	3 577	26.2
1998	13 806	3 799	27.5
1999	13 919	3 995	28.7
2000	13 946	4 180	30.0
2001	13 991	4 403	31.5
2002	14 032	4 621	32.9

SOURCE: MINISTRY OF JUSTICE



## 41. RAPE AND INDECENT ASSAULT CASES KNOWN TO THE POLICE

	NUMBER OF KNOWN CASES	
	RAPE	INDECENT ASSAULT
1970	5 161	3 299
1971	4 862	3 374
1972	4 677	3 139
1973	4 179	3 233
1974	3 956	2 954
1975	3 704	2 841
1976	3 239	2 694
1977	2 945	2 992
1978	2 897	2 994
1979	2 810	2 829
1980	2 610	2 825
1981	2 638	2 735
1982	2 399	2 645
1983	1 970	2 464
1984	1 926	2 369
1985	1 802	2 645
1986	1 750	2 291
1987	1 823	2 404
1988	1 741	2 867
1989	1 556	2 759
1990	1 548	2 730
1991	1 603	3 176
1992	1 504	3 505
1993	1 611	3 581
1994	1 616	3 580
1995	1 500	3 644
1996	1 483	4 025
1997	1 657	4 398
1998	1 873	4 251
1999	1 857	5 346
2000	2 260	7 412
2001	2 228	9 326

SOURCE: NATIONAL POLICE AGENCY

## 42. ACCEPTANCE AND DISPOSITION OF PENAL CODE CRIME CASES (INDECENT ASSAULT AND RAPE)

## INDECENT ASSAULT

	1992	1993	1994	1995	1996	1997	1998	1999	2000
ACCEPTANCE	1 566	1 506	1 610	1 644	1 811	2 071	2 096	2 259	2 707
PROSECUTION	554	558	565	587	661	807	917	980	1 289
NON-PROSECUTION	566	600	613	649	639	694	716	749	843

(INCLUDING INDECENT ASSAULT RESULTING IN BODILY INJURY)

## RAPE

	1992	1993	1994	1995	1996	1997	1998	1999	2000
ACCEPTANCE	1 431	1 412	1 446	1 412	1 361	1 716	1 812	1 757	1 936
PROSECUTION	699	767	732	766	808	880	966	858	1 112
NON-PROSECUTION	381	385	366	372	361	409	370	397	513

(INCLUDING RAPE RESULTING IN DEATH / BODILY INJURY)

SOURCE: MINISTRY OF JUSTICE

(NOTE): ACCEPTANCE DESIGNATES CASES PERCEIVED AND RECEIVED DIRECTLY BY PUBLIC PROSECUTORS AND REFERRED BY JUDICIAL POLICE OFFICIALS.

43. TOTAL NUMBER OF THE ACCUSED ADJUDICATED BY TRIAL COURTS OF GENERAL JURISDICTION  
(BY OFFENSE AND SEX) -DISTRICT COURT-

	CRIME	SEX	TOTAL NUMBER OF ACCUSED	TYPES OF ADJUDICATION						APPEAL
				GUILTY		NOT GUILTY	DISMISSAL OF PROSECUTION		TRANSFER AND OTHERS	
				TOTAL	IMPRISONMENT WITH LABOUR FOR A LIMITED TERM		JUDGMENT	DECISION		
1 9 9 7	INDECENT ASSAULT	MALE	454	453	453	-	-	-	1	33
		FEMALE	-	-	-	-	-	-	-	-
	INDECENT ASSAULT RESULTING IN DEATH / BODILY INJURY	MALE	110	110	110	-	-	-	-	10
		FEMALE	1	1	1	-	-	-	-	-
	RAPE	MALE	378	374	374	1	-	-	3	82
		FEMALE	2	2	2	-	-	-	-	1
	RAPE RESULTING IN DEATH / BODILY INJURY	MALE	267	265	265	-	-	-	2	51
		FEMALE	-	-	-	-	-	-	-	-
1 9 9 8	INDECENT ASSAULT	MALE	562	556	556	-	-	2	4	46
		FEMALE	2	1	1	-	-	-	1	-
	INDECENT ASSAULT RESULTING IN DEATH / BODILY INJURY	MALE	95	94	94	-	-	-	1	13
		FEMALE	2	2	2	-	-	-	-	2
	RAPE	MALE	457	452	452	1	-	1	3	99
		FEMALE	2	2	2	-	-	-	-	2
	RAPE RESULTING IN DEATH / BODILY INJURY	MALE	270	266	266	-	-	-	4	52
		FEMALE	2	2	2	-	-	-	-	1
1 9 9 9	INDECENT ASSAULT	TOGETHER	565	559	559	-	-	1	5	54
	INDECENT ASSAULT RESULTING IN DEATH / BODILY INJURY	TOGETHER	98	97	97	-	-	-	1	8
	RAPE	TOGETHER	418	409	409	-	-	-	9	121
	RAPE RESULTING IN DEATH / BODILY INJURY	TOGETHER	317	309	308	2	-	1	5	79
2 0 0 0	INDECENT ASSAULT	TOGETHER	748	738	738	1	-	1	8	62
	INDECENT ASSAULT RESULTING IN DEATH / BODILY INJURY	TOGETHER	132	130	130	-	-	-	2	25
	RAPE	TOGETHER	443	424	424	-	-	1	18	111
	RAPE RESULTING IN DEATH / BODILY INJURY	TOGETHER	275	264	264	1	-	1	9	81
2 0 0 1	INDECENT ASSAULT	TOGETHER	544	532	532	-	-	-	12	60
	INDECENT ASSAULT RESULTING IN DEATH / BODILY INJURY	TOGETHER	84	83	83	-	-	-	1	17
	RAPE	TOGETHER	307	297	297	1	1	-	8	77
	RAPE RESULTING IN DEATH / BODILY INJURY	TOGETHER	216	210	209	-	-	-	6	58

PROVIDED BY MINISTRY OF JUSTICE

(NOTE): 1. NUMBERS OF PERSONS BY SEX ARE NOT FOUND GUILTY AFTER 1999.

2. THE FIGURES FOR 2001 ARE PRELIMINARY FIGURES UP TO THE END OF SEPTEMBER.

## 44. NUMBER OF THE CONVICTED SENTENCED TO IMPRISONMENT WITH LABOUR BY TRIAL COURTS OF GENERAL JURISDICTION-DISTRICT COURT.

CRIME	TOTAL LIFE	20 YEARS OR LESS	15 YEARS OR LESS	10 YEARS OR LESS	7 YEARS OR LESS	5 YEARS OR LESS	3 YEARS		2 YEARS OR MORE		1 YEAR OR MORE		6 MONTHS OR MORE		LESS THAN 6 MONTHS		PROBATION AMONG SUSPENSION	
							PRISON SENTENCE	SUSPENDED SENTENCE	PRISON SENTENCE	SUSPENDED SENTENCE	PRISON SENTENCE	SUSPENDED SENTENCE	PRISON SENTENCE	SUSPENDED SENTENCE	PRISON SENTENCE	SUSPENDED SENTENCE	DISCRETION	NECESSARY
1997	INDECENT ASSAULT	453	-	-	-	-	9	8	44	57	89	210	13	17	1	-	54	1
	INDECENT ASSAULT RESULTING IN DEATH / BODILY INJURY	111	-	-	-	1	15	55	8	15	6	-	-	-	-	-	21	-
	RAPE	376	-	1	1	2	94	36	81	63	10	2	-	-	-	-	41	-
	RAPE RESULTING IN DEATH / BODILY INJURY	265	-	5	7	20	79	45	43	8	2	-	-	-	-	-	11	-
1998	INDECENT ASSAULT	557	-	-	-	3	15	9	30	103	86	282	9	10	-	-	79	2
	INDECENT ASSAULT RESULTING IN DEATH / BODILY INJURY	96	-	-	-	4	15	38	18	13	2	-	-	-	-	-	11	-
	RAPE	454	-	-	5	20	94	57	102	75	16	7	-	-	-	-	44	-
	RAPE RESULTING IN DEATH / BODILY INJURY	288	-	1	2	6	21	29	36	6	4	-	-	-	-	-	28	-
1999	INDECENT ASSAULT	559	-	-	-	2	14	6	47	111	90	258	6	11	-	-	63	-
	INDECENT ASSAULT RESULTING IN DEATH / BODILY INJURY	97	-	-	-	-	12	7	50	13	3	2	-	-	-	-	16	-
	RAPE	409	-	1	15	25	114	43	80	43	13	3	-	-	-	-	46	-
	RAPE RESULTING IN DEATH / BODILY INJURY	309	1	1	2	9	33	32	41	8	-	1	-	-	-	-	27	-
2000	INDECENT ASSAULT	738	-	-	-	2	10	12	53	137	121	357	11	16	-	-	95	2
	INDECENT ASSAULT RESULTING IN DEATH / BODILY INJURY	130	-	-	-	4	19	9	30	13	6	1	-	-	-	-	20	-
	RAPE	424	-	-	7	26	123	57	100	46	9	2	-	-	-	-	31	-
	RAPE RESULTING IN DEATH / BODILY INJURY	264	-	1	7	13	34	36	32	4	3	-	-	-	-	-	11	-
2001	INDECENT ASSAULT	532	-	-	-	-	13	9	41	106	98	231	12	7	-	-	44	1
	INDECENT ASSAULT RESULTING IN DEATH / BODILY INJURY	83	-	1	-	2	14	10	12	9	1	2	-	-	-	-	10	-
	RAPE	297	-	3	4	17	80	27	82	34	4	3	-	-	-	-	15	-
	RAPE RESULTING IN DEATH / BODILY INJURY	210	1	3	6	17	30	17	23	4	-	-	-	-	-	-	17	-

(NOTE): THE FIGURES FOR 2001 ARE PRELIMINARY FIGURES UP TO THE END OF SEPTEMBER.

PROVIDED BY: MINISTRY OF JUSTICE

(ARTICLE 4)

## 45. WOMEN'S PARTICIPATION IN NATIONAL ADVISORY COUNCILS AND COMMITTEES

	NUMBER OF ADVISORY COUNCILS	COUNCILS WITH FEMALE MEMBERS	RATIO OF ADVISORY COUNCILS WITH FEMALE MEMBERS	TOTAL NUMBER OF ADVISORY COUNCIL MEMBERS	NUMBER OF FEMALE MEMBERS	RATIO OF FEMALE MEMBERS
			%	PERSONS	PERSONS	%
MARCH 1997	209	190	90.9	4 532	751	16.6
SEPTEMBER 1997	208	191	91.8	4 483	780	17.4
MARCH 1998	206	190	92.2	4 441	782	17.6
SEPTEMBER 1998	203	187	92.1	4 375	799	18.3
MARCH 1999	202	189	93.6	4 354	812	18.6
SEPTEMBER 1999	198	187	94.4	4 246	842	19.8
MARCH 2000	199	188	94.5	4 201	857	20.4
SEPTEMBER 2000	197	186	94.4	3 985	831	20.9
MARCH 2001	95	90	94.7	1 642	405	24.7
SEPTEMBER 2001	98	94	95.9	1 717	424	24.7

SOURCE: CABINET OFFICE

## 46. WOMEN'S PARTICIPATION IN ADVISORY COUNCILS AND COMMITTEES OF LOCAL GOVERNMENTS

	NUMBER OF ADVISORY COUNCILS	COUNCILS WITH FEMALE MEMBERS	RATIO OF ADVISORY COUNCILS WITH FEMALE MEMBERS	TOTAL NUMBER OF ADVISORY COUNCIL MEMBERS	NUMBER OF FEMALE MEMBERS	RATIO OF FEMALE MEMBERS
			%	PERSONS	PERSONS	%
1998	1 649	1 317	79.9	37 079	4 789	12.9
1999	1 647	1 369	83.1	36 722	5 204	14.2
2000	1 617	1 389	85.9	35 267	5 491	15.6
2001	1 535	1 356	88.3	32 559	5 421	16.6

SOURCE: CABINET OFFICE

(NOTE): 1. FIGURES ARE AS OF THE END OF MARCH

2. THE NUMBER OF COUNCILS ARE BASED ON THE NUMBER OF PREFECTURES AND  
GOVERNMENT DESIGNATED CITIES.

(ARTICLE 6)

47. PROSTITUTION-RELATED OFFENSES CLEARED BY APPLIED PROVISIONS  
(NUMBER OF CASES, NUMBER OF PERSONS)

			1997	1998	1999	2000	2001
	TOTAL		3 497	3 595	3 748	3 404	3 368
NUMBER OF CASES	ANTI- PROSTI- TUTION LAW	SUBTOTAL	3 271	3 388	3 475	2 947	2 840
		SOLICITATION	362	296	367	345	278
		PROCUREMENT	1 682	1 877	1 857	1 585	1 724
		CONTRACT	1 084	1 047	1 123	911	742
		FURNISHING OF PLACES	109	143	102	83	67
		BUSINESS OF MAKING A PERSON PROSTITUTE	15	9	7	10	13
		PROVISIONS OF FUNDS	6	6	13	3	3
		OTHERS	13	10	6	10	13
	CHILD WELFARE LAW		186	121	200	65	88
	EMPLOYMENT SECURITY LAW		15	48	64	25	36
	OTHER LAWS		25	38	9	367	404
NUMBER OF PERSONS	TOTAL		1 629	1 592	1 493	1 475	1 539
	ANTI- PROSTI- TUTION LAW	SUBTOTAL	1 495	1 464	1 330	1 225	1 177
		SOLICITATION	357	284	363	354	277
		PROCUREMENT	792	781	647	614	684
		CONTRACT	134	156	130	88	74
		FURNISHING OF PLACES	138	209	156	129	88
		BUSINESS OF MAKING A PERSON PROSTITUTE	53	25	15	26	36
		PROVISIONS OF FUNDS	7	7	14	4	4
		OTHERS	14	2	5	10	14
	CHILD WELFARE LAW		92	70	103	43	98
	EMPLOYMENT SECURITY LAW		13	29	41	32	36
	OTHER LAWS		29	29	19	175	228

SOURCE: NATIONAL POLICE AGENCY

## 48. ACCEPTANCE AND DISPOSITION OF ANTI-PROSTITUTION LAW CASES

	1997	1998	1999	2000
ACCEPTANCE	1 387	1 454	1 226	1 145
PROSECUTION	1 008	1 052	918	806
NON-PROSECUTION	324	361	302	316

SOURCE: MINISTRY OF JUSTICE

(NOTE): ACCEPTANCE DESIGNATES CASES PERCEIVED AND RECEIVED DIRECTLY BY PUBLIC PROSECUTORS AND REFERRED BY JUDICIAL POLICE OFFICIALS.

## 49. ACCEPTANCE AND DISPOSITION OF CHILD PROSTITUTION CASES

	1999	2000	2001
ACCEPTANCE	23	606	916
PROSECUTION	18	511	808
NON-PROSECUTION	0	44	59

SOURCE: MINISTRY OF JUSTICE

(NOTE): THE NUMBERS FOR 1999 WERE TOTALED FROM 1 NOVEMBER.

## 50. FOREIGN WOMEN'S NATIONALITY AND WORKPLACE RELATED TO PROSTITUTION CASES

(NUMBER OF PERSONS)									
	NATIONALITY								
	WORKPLACE	TOTAL	PHILIPPINES	CHINA	TAIWAN	THAILAND	NORTH AND SOUTH KOREA	COLOMBIA	OTHERS
1997	ADULT ENTERTAINMENT BUSINESSES	111	3	15	22	50	8	4	9
	SEX RELATED AMUSEMENT SPECIAL BUSINESS	6						6	
	LATE-NIGHT OPERATION RESTAURANTS	105			15	75	6	8	1
	OTHER RESTAURANTS	157	1	13	44	79	13		7
	OTHERS	451	6	4	33	167	51	171	19
1998	ADULT ENTERTAINMENT BUSINESSES	189	42	1	52	70	24		
	SEX RELATED AMUSEMENT SPECIAL BUSINESS	5				2	1	2	
	LATE-NIGHT OPERATION RESTAURANTS	43	1	1	11	22	2		6
	OTHER RESTAURANTS	139	6	14	12	74	31		2
	OTHERS	263		5	31	84	14	111	18
1999	ADULT ENTERTAINMENT BUSINESSES	99	2	7		88	2		
	SEX RELATED AMUSEMENT SPECIAL BUSINESS								
	LATE-NIGHT OPERATION RESTAURANTS	91		22	15	47	7		
	OTHER RESTAURANTS	55			5	46	4		
	OTHERS	193	2	5	26	75	9	63	13
2000	ADULT ENTERTAINMENT BUSINESSES	112		1	30	81			
	SEX RELATED AMUSEMENT SPECIAL BUSINESS								
	LATE-NIGHT OPERATION RESTAURANTS	27			3	19	3		2
	OTHER RESTAURANTS	77	17	10	5	40	3		2
	OTHERS	281	3	27	10	57	71	79	34
2001	ADULT ENTERTAINMENT BUSINESSES	217		121	43	34	11		8
	SEX RELATED AMUSEMENT SPECIAL BUSINESS	8				5		2	1
	LATE-NIGHT OPERATION RESTAURANTS	37		13	1	22			1
	OTHER RESTAURANTS	14				14			
	OTHERS	196	3	12	17	61	49	50	4

SOURCE: NATIONAL POLICE AGENCY



51. NUMBER OF PERSONS ENGAGED IN PROSTITUTION AMONG  
DEPORTEES WORKING ILLEGALLY IN JAPAN

	TOTAL	MALE	FEMALE
1997	395	-	395
1998	300	1	299
1999	364	2	364
2000	435	1	434
2001	351	4	347

SOURCE: MINISTRY OF JUSTICE

## 52. CLEARANCE OF OFFENDERS FOR DISTRIBUTION OF OBSCENE MATERIALS

	1997	1998	1999	2000	2001
NUMBER OF CASES	473	669	596	552	451
NUMBER OF PEOPLE	673	881	755	742	592

SOURCE: NATIONAL POLICE AGENCY

53. CLEARANCE OF OFFENDERS FOR DISTRIBUTION OF OBSCENE MATERIALS  
USING COMPUTER NETWORKS (NUMBER OF CASES)

	1997	1998	1999	2000	2001
DISTRIBUTION OF OBSCENE MATERIALS	47	46	147	154	103
EXHIBITION OF OBSCENE MATERIALS	11	34	42	21	21

SOURCE: NATIONAL POLICE AGENCY

## 54. SCHOOL / EMPLOYMENT STATUS OF THE JUVENILES GUIDED AND PROTECTED FROM SEXUAL MISCONDUCT OR DAMAGE

	TOTAL	PRESCHOOL	STUDENTS						EMPLOYED	UNEMPLOYED
			SUBTOTAL	ELEMENTARY SCHOOL STUDENTS	JUNIOR HIGH SCHOOL STUDENTS	SENIOR HIGH SCHOOL STUDENTS	UNIVERSITY STUDENTS	OTHERS		
2000	4,130	0	2,873	33	1,143	1,614	16	67	266	991
COMPOSITION	100.0	0.0	69.6	0.8	27.7	39.1	0.4	1.6	6.4	24.0
2001	4,354	0	3,200	18	1,377	1,729	22	54	259	895
COMPOSITION	100.0	0.0	73.5	0.4	31.6	39.7	0.5	1.2	5.9	20.6
FLUCTUATION NUMBERS	224	0	327	▲ 15	234	115	6	▲ 13	▲ 7	▲ 96
FLUCTUATION RATE	5.4	—	11.4	▲ 45.5	20.5	7.1	37.5	▲ 19.4	▲ 2.6	▲ 9.7

SOURCE: NATIONAL POLICE AGENCY

## 55. THE LAW BANNING CHILD PROSTITUTION AND CHILD PORNOGRAPHY VIOLATIONS

2000

TOTAL	1155 CASES	777 PERSONS
CHILD PROSTITUTION CASES	985	613
RELATED TO TELEPHONE CLUB BUSINESS	476 (48%)	319 (52%)
RELATED TO USE OF DEAI-KEI (MEET-A-MATE-TYPE WEBSITE)	40 (4%)	21 (3%)
CHILD PORNOGRAPHY CASES	170	164
RELATED TO USE OF INTERNET	114 (67%)	85 (52%)

2001

TOTAL	1562 CASES	1026 PERSONS
CHILD PROSTITUTION CASES	1410	898
RELATED TO TELEPHONE CLUB BUSINESS	503 (36%)	357 (40%)
RELATED TO USE OF DEAI-KEI (MEET-A-MATE-TYPE WEBSITE)	379 (27%)	237 (26%)
CHILD PORNOGRAPHY CASES	152	128
RELATED TO USE OF INTERNET	128 (84%)	99 (77%)

SOURCE: NATIONAL POLICE AGENCY

56. NUMBERS OF PLACES FOR ADULT ENTERTAINMENT BUSINESSES (SPECIAL BUSINESS OF SEXUAL ENTERTAINMENT) ACCORDING TO LAW REGULATING ADULT ENTERTAINMENT BUSINESSES, ETC.

CATEGORY	1997	1998	1999	2000	2001
TOTAL	12 228	11 876	14 628	17 945	21 589
ADULT SEXUAL ENTERTAINMENT BUSINESS STORES	12 228	11 876	11 253	11 139	11 045
1ST BUSINESS (BATHHOUSE WITH A PRIVATE ROOM)	1 263	1 268	1 265	1 270	1 268
2nd BUSINESS (FASHION HEALTH STORES ETC.)	829	863	875	908	947
3rd BUSINESS (STRIPTease SHOW HOUSE)	481	494	481	494	518
4th BUSINESS (SEX HOTELS ETC.)	8 196	7 847	7 314	7 143	6 994
5th BUSINESS (ADULT ENTERTAINMENT SHOP ETC.)	1 459	1 404	1 318	1 324	1 318
ADULT SEXUAL ENTERTAINMENT BUSINESS WITHOUT STORES	-	-	3 146	6 389	9 963
1ST BUSINESS (OUTSIDE THE STORE FASHION HEALTH ETC.)	-	-	2 684	5 425	8 434
2nd BUSINESS (MAIL ORDERS FOR ADULT VIDEO ETC.)	-	-	462	964	1 529
VISUAL TRANSMITTING TYPE ADULT SEXUAL ENTERTAINMENT BUSINESS	-	-	229	417	581

SOURCE: NATIONAL POLICE AGENCY

**57. STATISTICS ON WOMEN'S CONSULTATIVE OFFICES AND WOMEN'S CONSULTANTS**

**1) NUMBER OF WOMEN'S CONSULTATIVE OFFICES, WOMEN'S CONSULTANTS AND WOMEN'S PROTECTIVE INSTITUTIONS**

	WOMEN'S CONSULTATIVE OFFICES	WOMEN'S CONSULTANTS	WOMEN'S PROTECTIVE INSTITUTIONS
1995	47	475	52
2000	47	675	51

SOURCE: MINISTRY OF HEALTH, LABOUR AND WELFARE

2) NUMBER OF CASES RECEIVED IN WOMEN'S CONSULTATIVE OFFICES AND WOMEN'S CONSULTANTS (BY NUMBER OF VISITS ACCORDING TO FIRST VISIT, SECOND VISIT OR LATER)

	TOTAL			WOMEN'S CONSULTATIVE OFFICES			WOMEN'S CONSULTANTS		
	TOTAL	FIRST VISIT	SECOND VISIT OR LATER	TOTAL	FIRST VISIT	SECOND VISIT OR LATER	TOTAL	FIRST VISIT	SECOND VISIT OR LATER
1996	106 016	63 100	42 916	27 884	17 017	10 867	78 132	46 083	32 049
1997	109 604	66 861	42 743	29 832	17 620	12 212	79 772	46 241	30 531
1998	118 967	73 418	45 549	34 418	20 466	13 952	84 549	52 952	31 597
1999	151 044	103 569	47 475	50 547	37 971	12 576	100 497	65 598	34 899
2000	159 518	106 726	52 792	50 789	37 021	13 768	108 729	69 705	39 024

SOURCE: MINISTRY OF HEALTH, LABOUR AND WELFARE

(NOTE): THE FIGURES ARE THE NATIONAL TOTAL

3) NUMBER AND SITUATION OF WOMEN IN WOMEN'S PROTECTION INSTITUTIONS (INCLUDING VOCATIONAL TRAINING)

	WOMEN PROTECTED	NUMBER OF WOMEN BY CAUSE OF WITHDRAWAL						WOMEN PROTECTED AT THE END OF THE YEAR	TOTAL NUMBER OF WOMEN PROTECTED		SITUATION OF VOCATIONAL TRAINING		
		TOTAL	EMPLOYMENT / SELF-EMPLOYMENT	RETURN TO HOME	MARRIAGE	TRANSFER TO OTHER FACILITIES RELATED	WITHDRAWAL WITHOUT LEAVE	OTHERS	FEMALES WHO NEED PROTECTION	INFANTS ACCOMPANYING FEMALES WHO NEED PROTECTION	TOTAL	TRAINING INSIDE THE INSTITUTION	TRAINING OUTSIDE THE INSTITUTION
1996	813	817	144	155	5	245	50	218	272 820	15 252	3 062	1 920	1 142
1997	793	781	132	141	3	254	39	212	267 562	18 018	2 956	1 758	1 198
1998	870	902	158	194	3	267	56	224	264 046	17 876	2 428	1 432	996
1999	953	923	158	217	3	286	45	214	257 868	18 074	4 300	1 615	2 685
2000	1 044	1 067	201	258	8	317	49	234	261 102	17 895	3 306	1 946	1 360

(NOTE): THE FIGURES ARE THE NATIONAL TOTAL

SOURCE: MINISTRY OF HEALTH, LABOUR AND WELFARE

(ARTICLE 7)

## 58. WOMEN'S PARTICIPATION IN ELECTIONS FOR THE HOUSE OF REPRESENTATIVES AND HOUSE OF COUNCILORS

			(1,000 PERSONS, %)					
			QUALIFIED VOTERS		TURNOUT VOTERS		VOTING RATES	
			FEMALE	MALE	FEMALE	MALE	FEMALE	MALE
THE HOUSE OF REPRESENTATIVES	THE 22ND ELECTION FOR THE HOUSE OF REPRESENTATIVES	(10 APR 1946)	20 558	16 321	13 767	12 815	67.0%	78.5%
	23rd	(25 APR 1947)	21 330	19 578	13 139	14 658	61.6	74.9
	24th	(23 JAN 1949)	22 045	20 061	14 979	16 197	67.9	80.7
	25th	(1 OCT 1952)	24 460	22 313	17 796	17 954	72.8	80.5
	26th	(19 APR 1953)	24 610	22 481	17 335	17 613	70.4	78.3
	27th	(27 FEB 1955)	25 679	23 557	18 505	18 833	72.1	79.9
	28th	(22 MAY 1958)	27 130	24 883	20 190	19 855	74.4	79.8
	29th	(20 NOV 1960)	28 351	25 962	20 193	19 731	71.2	76.0
	30th	(21 NOV 1963)	30 398	27 884	21 285	20 178	70.0	72.4
	31st	(29 JAN 1967)	32 748	30 245	23 997	22 609	73.3	74.8
	32nd	(27 DEC 1969)	35 799	33 461	24 746	22 704	69.1	67.9
	33rd	(10 DEC 1972)	38 099	35 671	27 606	25 330	72.5	71.0
	34th	(5 DEC 1976)	40 203	37 724	29 769	27 468	74.0	72.8
	35th	(7 OCT 1979)	41 368	38 802	28 363	26 159	68.6	67.4
	36th	(22 JUN 1980)	41 754	39 171	31 465	28 878	75.4	73.7
	37th	(18 DEC 1983)	43 448	40 804	29 674	27 567	68.3	67.6
	38th	(6 JUL 1986)	44 585	41 842	32 331	29 377	72.5	70.2
	39th	(18 FEB 1990)	46 555	43 768	34 734	31 482	74.6	71.9
	40th	(18 JUL 1993)	48 650	45 828	33 124	30 424	68.1	66.4
	41st	(20 OCT 1996)	50 296	47 385	A: 30,293 B: 30,279	A: 27,970 B: 27,960	A: 60.23 B: 60.20	A: 59.03 B: 59.01
	42nd	(25 JUN 2000)	A: 51,736 B: 51,761	A: 48,698 B: 48,731	A: 32,562 B: 32,558	A: 30,202 B: 30,200	A: 62.94 B: 62.90	A: 62.02 B: 61.97
HOUSE OF COUNCILORS	THE 1ST ELECTION FOR THE HOUSE OF COUNCILORS	(20 APR 1947)	21 351	19 608	11 536	13 419	54.0	68.4
	2nd	(4 JUN 1950)	22 699	20 763	15 149	16 227	66.7	78.2
	3rd	(24 APR 1953)	24 583	22 454	14 484	15 234	58.9	67.8
	4th	(8 JUL 1956)	26 190	23 988	15 118	16 044	57.7	66.9
	5th	(2 JUN 1959)	27 905	25 611	15 415	16 022	55.2	62.6
	6th	(1 JUL 1962)	29 306	26 832	19 490	18 801	66.5	70.1
	7th	(4 JUL 1965)	31 044	28 500	20 530	19 371	66.1	68.0
	8th	(7 JUL 1968)	34 177	31 710	23 573	21 845	69.0	68.9
	9th	(27 JUN 1971)	36 766	34 412	21 811	20 349	59.3	59.1
	10th	(7 JUL 1974)	38 905	36 451	28 646	26 512	73.6	72.7
	11th	(10 JUL 1977)	40 410	37 911	27 987	25 648	69.3	67.7
	12th	(22 JUN 1980)	41 754	39 171	31 441	28 858	75.3	73.7
	13th	(26 JUN 1983)	43 162	40 520	24 647	23 050	57.1	56.9
	14th	(6 JUL 1986)	44 585	41 842	32 296	29 347	72.4	70.1
	15th	(23 JUL 1989)	46 334	43 557	30 405	28 029	65.6	64.4
	16th	(26 JUL 1992)	48 029	45 225	24 419	22 864	50.8	50.6
	17th	(23 JUL 1995)	49 802	46 957	22 091	20 969	44.4	44.7
	18th	(12 JUL 1998)	51 010	48 039	B: 30,232 C: 30,237	B: 28,037 C: 28,043	B: 59.27 C: 59.28	B: 58.36 C: 58.38
	19th	(29 JUL 2001)	B: 52,185 C: 52,151	B: 49,125 C: 49,185	B: 29,673 C: 29,663	B: 27,485 C: 27,476	B: 56.86 C: 56.88	B: 55.95 C: 55.98

SOURCE: MINISTRY OF PUBLIC MANAGEMENT, HOME AFFAIRS, POSTS AND TELECOMMUNICATIONS

(NOTE): 1.

- A: SMALL ELECTORAL DISTRICT  
 B: PROPORTION REPRESENTATION DISTRICT  
 C: ELECTORAL DISTRICT

2.

- 1st-12th ELECTION FOR THE HOUSE OF COUNCILORS: NATIONAL CONSTITUENCY  
 13th-18th ELECTION FOR THE HOUSE OF COUNCILORS: PROPORTIONAL REPRESENTATION DISTRICT



## 59. NUMBER OF FEMALE DIET MEMBERS

	NATIONAL DIET MEMBERS			HOUSE OF REPRESENTATIVES			HOUSE OF COUNCILLORS		
	TOTAL	FEMALE	RATIO (%)	TOTAL	FEMALE	RATIO (%)	TOTAL	FEMALE	RATIO (%)
	PERSONS	PERSONS		PERSONS	PERSONS		PERSONS	PERSONS	
NOVEMBER 1950	699	24	3.4	449	12	2.7	250	12	4.8
MAY 1955	716	23	3.2	466	8	1.7	250	15	6.0
SEPTEMBER 1960	698	24	3.4	451	11	2.4	247	13	5.3
DECEMBER 1965	704	24	3.4	454	7	1.5	250	17	6.8
JANUARY 1970	733	21	2.9	486	8	1.7	247	13	5.3
OCTOBER 1975	726	25	3.4	475	7	1.5	251	18	7.2
JULY 1980	762	26	3.4	511	9	1.8	251	17	6.8
NOVEMBER 1981	754	25	3.3	506	9	1.8	248	16	6.5
AUGUST 1983	746	27	3.6	497	9	1.8	249	18	7.2
DECEMBER 1983	759	26	3.4	511	8	1.6	248	18	7.3
SEPTEMBER 1984	757	27	3.6	508	8	1.6	249	19	7.6
JANUARY 1986	750	27	3.6	502	8	1.6	248	19	7.7
JULY 1986	763	29	3.8	512	7	1.4	251	22	8.8
MARCH 1987	760	29	3.8	509	7	1.4	251	22	8.8
MARCH 1988	757	29	3.8	506	7	1.4	251	22	8.8
FEBRUARY 1989	752	29	3.9	500	7	1.4	252	22	8.7
JULY 1989	749	40	5.3	497	7	1.4	252	33	13.1
FEBRUARY 1990	763	45	5.9	512	12	2.3	251	33	13.1
MARCH 1992	751	46	6.1	502	12	2.4	249	34	13.7
JULY 1992	752	49	6.5	500	12	2.4	252	37	14.7
MARCH 1993	749	49	6.5	497	12	2.4	252	37	14.7
MARCH 1994	761	52	6.8	509	14	2.8	252	38	15.1
MARCH 1995	753	51	6.8	503	13	2.6	250	38	15.2
MARCH 1996	746	48	6.4	494	12	2.4	252	36	14.3
MARCH 1997	752	57	7.6	500	23	4.6	252	34	13.5
MARCH 1998	750	60	8.0	499	24	4.8	251	36	14.3
MARCH 1999	750	68	9.1	498	25	5	252	43	17.1
MARCH 2000	751	68	9.1	499	25	5	252	43	17.1
MARCH 2001	731	79	10.8	480	36	7.5	251	43	17.1
MARCH 2002	725	74	10.2	479	36	7.5	246	38	15.4

SOURCE: SECRETARIAT OF THE HOUSE OF REPRESENTATIVES  
AND SECRETARIAT OF THE HOUSE OF COUNCILLORS

## 60. WOMEN'S PARTICIPATION IN POLITICAL PARTIES (AS OF MARCH 2001)

PARTY	PARTY MEMBERS		MEMBERS OF THE GOVERNING BODY	
	TOTAL	FEMALE	TOTAL	FEMALE
LIBERAL DEMOCRATIC PARTY	PERSONS 2,369,252	PERSONS (%) 955,633 (40.3%)	PERSONS 348	PERSONS 18
THE DEMOCRATIC PARTY OF JAPAN	APPROX. 35,000	—	23	3
KOMEI PARTY	APPROX. 350,000	APPROX. 175,000 (50.0%)	37	4
JAPAN COMMUNIST PARTY	390,000	163,800 (42.0%)	166	23
SOCIAL DEMOCRATIC PARTY	34,000	8,510 (25.0%)	11	2
LIBERAL PARTY	—	—	27	1
NEW CONSERVATIVE PARTY	24	6 (25.0%)	13	2
NIIN CLUB	24	4 (16.7%)	7	0
SAKIGAKE	1,416	430 (30.3%)	4	1

SOURCE: SECRETARIATS OF THE POLITICAL PARTIES

(NOTE): THE FIGURES IN PARENTHESES REPRESENT THE PERCENTAGE OF WOMEN

## 61. WOMEN MINISTERS (SUCCESSIVE WOMEN MINISTERS)

POSTS	PERIODS					
MINISTER OF HEALTH AND WELFARE	19	JULY	1960	~	8	DECEMBER 1960
DIRECTOR-GENERAL OF SCIENCE AND TECHNOLOGY AGENCY	18	JULY	1962	~	18	JULY 1963
DIRECTOR-GENERAL OF ENVIRONMENT AGENCY	1	NOVEMBER	1984	~	28	DECEMBER 1985
DIRECTOR-GENERAL OF ECONOMIC PLANNING AGENCY	10	AUGUST	1989	~	28	FEBRUARY 1990
DIRECTOR-GENERAL OF ENVIRONMENT AGENCY	10	AUGUST	1989	~	25	AUGUST 1989
CHIEF CABINET SECRETARY (MINISTER OF STATE)	25	AUGUST	1989	~	28	FEBRUARY 1990
DIRECTOR-GENERAL OF SCIENCE AND TECHNOLOGY AGENCY	29	DECEMBER	1990	~	5	NOVEMBER 1991
MINISTER OF EDUCATION	12	DECEMBER	1992	~	9	AUGUST 1993
MINISTER OF EDUCATION	9	AUGUST	1993	~	28	APRIL 1994
DIRECTOR-GENERAL OF ECONOMIC PLANNING AGENCY	9	AUGUST	1993	~	28	APRIL 1994
DIRECTOR-GENERAL OF ENVIRONMENT AGENCY	9	AUGUST	1993	~	28	APRIL 1994
DIRECTOR-GENERAL OF ENVIRONMENT AGENCY	28	APRIL	1994	~	30	JUNE 1994
MINISTER OF EDUCATION	28	APRIL	1994	~	30	JUNE 1994
DIRECTOR-GENERAL OF SCIENCE AND TECHNOLOGY AGENCY	30	JUNE	1994	~	8	AUGUST 1995
MINISTER OF JUSTICE	11	JANUARY	1996	~	7	NOVEMBER 1996
DIRECTOR-GENERAL OF ENVIRONMENT AGENCY	7	NOVEMBER	1996	~	11	SEPTEMBER 1997
MINISTER OF POST AND TELECOMMUNICATIONS	30	JULY	1998	~	5	OCTOBER 1999
DIRECTOR-GENERAL OF ENVIRONMENT AGENCY	5	OCTOBER	1999	~	5	APRIL 2000
MINISTER OF CONSTRUCTION, INFRASTRUCTURE AND TRANSPORT	4	JULY	2000	~	26	APRIL 2001
DIRECTOR-GENERAL OF ENVIRONMENT AGENCY	4	JULY	2000	~	26	APRIL 2001
MINISTER OF JUSTICE	26	APRIL	2001	~		
MINISTER OF FOREIGN AFFAIRS	26	APRIL	2001	~	1	FEBRUARY 2002
MINISTER OF EDUCATION, CULTURE, SPORTS, SCIENCE AND TECHNOLOGY	26	APRIL	2001	~		
MINISTER OF LAND, INFRASTRUCTURE AND TRANSPORT	26	APRIL	2001	~		
MINISTER OF ENVIRONMENT	26	APRIL	2001	~	8	FEBRUARY 2002
MINISTER OF FOREIGN AFFAIRS	1	FEBRUARY	2002	~		

SOURCE: CABINET OFFICE

62. WOMEN SENIOR VICE MINISTERS AND PARLIAMENTARY SECRETARIES (PRIOR TO 6 JAN 2001 WAS PARLIAMENTARY VICE MINISTERS) (SINCE 1996 )

POSTS	PERIODS		
EDUCATION	12 JAN 1996	~	7 NOV 1996
ECONOMIC PLANNING	12 JAN 1996	~	7 NOV 1996
POST AND TELECOMMUNICATIONS	8 NOV 1996	~	12 SEPT 1997
EDUCATION	11 MAR 1998	~	30 JUL 1998
INTERNATIONAL TRADE AND INDUSTRY	31 JUL 1998	~	5 OCT 1999
SR. STATE SECRETARY FOR HEALTH AND WELFARE	5 OCT 1999	~	4 JUL 2000
SR. STATE SECRETARY FOR ECONOMIC PLANNING	5 OCT 1999	~	4 JUL 2000
SR. STATE SECRETARY OR HOKKAIDO DEVELOPMENT	4 JUL 2000	~	5 JAN 2001
JUSTICE	6 JAN 2001	~	26 APR 2001
FOREIGN AFFAIRS	6 JAN 2001	~	26 APR 2001
EDUCATION, CULTURE, SPORTS, SCIENCE AND TECHNOLOGY	6 JAN 2001	~	26 APR 2001
FOREIGN AFFAIRS	26 APR 2001	~	8 JAN 2002
EDUCATION, CULTURE, SPORTS, SCIENCE AND TECHNOLOGY	26 APR 2001	~	
HEALTH, LABOUR AND WELFARE	26 APR 2001	~	8 JAN 2002
ECONOMY, TRADE AND INDUSTRY	8 JAN 2002	~	
HEALTH, LABOUR AND WELFARE	8 JAN 2002	~	

SOURCE: CABINET OFFICE

## 63. NUMBER OF FEMALE JUDGES

	TOTAL			JUDGES			ASSISTANT JUDGES		
	TOTAL	FEMALE	RATIO OF FEMALE	TOTAL	FEMALE	RATIO OF FEMALE	TOTAL	FEMALE	RATIO OF FEMALE
	PERSONS	PERSONS	%	PERSONS	PERSONS	%	PERSONS	PERSONS	%
JUNE 1985	2 792	93	3.3	2 183	49	2.2	609	44	7.2
JUNE 1990	2 823	141	5.0	2 214	68	3.1	609	73	12.0
APRIL 1995	2 864	236	8.2	2 214	97	4.4	650	139	21.4
APRIL 1996	2 879	257	8.9	2 214	101	4.6	665	156	23.5
APRIL 1997	2 899	282	9.7	2 214	114	5.1	685	168	24.5
APRIL 1998	2 919	298	10.2	2 214	125	5.6	705	173	24.5
APRIL 1999	2 949	308	10.4	2 214	147	6.6	735	161	21.9
APRIL 2000	3 019	328	10.9	2 214	156	7.0	805	172	21.4
APRIL 2001	3 049	346	11.3	2 244	173	7.7	805	173	21.5

PROVIDED BY: MINISTRY OF JUSTICE

## 64. NUMBER OF FEMALE PUBLIC PROSECUTORS

	TOTAL			PROSECUTORS			ASSISTANT PROSECUTORS		
	TOTAL	FEMALE	RATIO OF FEMALE	TOTAL	FEMALE	RATIO OF FEMALE	TOTAL	FEMALE	RATIO OF FEMALE
YEAR	PERSONS	PERSONS	%	PERSONS	PERSONS	%	PERSONS	PERSONS	%
1985	2 104	27	1.3	1 230	26	2.1	874	1	0.1
1990	2 059	44	2.1	1 187	42	3.5	872	2	0.2
1995	2 057	77	3.7	1 229	70	5.7	828	7	0.8
1996	2 120	87	4.1	1 270	81	6.4	850	6	0.7
1997	2 164	99	4.6	1 301	93	7.1	863	6	0.7
1998	2 189	113	5.2	1 325	106	8.0	864	7	0.8
1999	2 234	122	5.5	1 363	114	8.4	871	8	0.9
2000	2 231	135	6.1	1 375	127	9.2	856	8	0.9
2001	2 302	161	7.0	1 443	153	10.6	859	8	0.9

SOURCE: MINISTRY OF JUSTICE

## 65. CANDIDATES WHO PASSED THE NATIONAL BAR EXAMINATION

	TOTAL	FEMALE	RATIO OF FEMALE
YEAR	PERSONS	PERSONS	%
1985	486	45	9.3
1990	499	74	14.8
1995	738	146	19.8
1996	734	172	23.4
1997	746	207	27.7
1998	812	203	25.0
1999	1 000	287	28.7
2000	994	270	27.2
2001	990	223	22.5

SOURCE: MINISTRY OF JUSTICE

## 66. RATIO OF FEMALES AMONG THE INCUMBENT NATIONAL PUBLIC OFFICERS

	INCUMBENT IN FY 1996	INCUMBENT IN FY 1976	INCUMBENT IN FY 1998	INCUMBENT IN FY 1999	INCUMBENT IN FY 2000
TOTAL	815 773	814 957	810 701	805 920	797 553
FEMALE	159 865	162 477	162 290	160 798	159 803
RATIO (%)	19.6	19.9	20.0	20.0	20.0

SOURCE: NATIONAL PERSONNEL AUTHORITY

(NOTE): THE FIGURES ARE AS OF THE END OF EACH FISCAL YEAR.

67. FEMALE APPOINTMENT IN SENIOR POSTS IN THE NATIONAL PUBLIC SERVICE  
(DIRECTOR LEVEL AND HIGHER)

(PERSONS, %)

	DESIGNATED SERVICE		ADMINISTRATIVE SERVICE (I)						TOTAL	
			CLASS 11		CLASS 10		CLASS 9			
	TOTAL	FEMALE	TOTAL	FEMALE	TOTAL	FEMALE	TOTAL	FEMALE	TOTAL	FEMALE
FY1996	1 642	11 (0.7)	1 622	12 (0.7)	2 079	23 (1.1)	4 095	48 (1.2)	9 438	94 (1.0)
FY1997	1 683	10 (0.6)	1 633	16 (1.0)	2 181	27 (1.2)	4 080	51 (1.3)	9 577	104 (1.1)
FY1998	1 722	7 (0.4)	1 657	19 (1.1)	2 195	25 (1.1)	4 128	58 (1.4)	9 702	109 (1.1)
FY1999	1 742	8 (0.5)	1 694	20 (1.2)	2 219	24 (1.1)	4 083	62 (1.5)	9 738	114 (1.2)
FY2000	1 660	6 (0.4)	1 644	23 (1.4)	2 277	26 (1.1)	4 158	67 (1.6)	9 739	122 (1.3)

SOURCE: NATIONAL PERSONNEL AUTHORITY

- (NOTE):
1. FIGURES ARE AS OF THE END OF EACH FISCAL YEAR
  2. FIGURES IN PARENTHESES ARE THE RATIO OF FEMALES AMONG THE TOTAL
  3. "DESIGNATED SERVICE" REPRESENTS VICE-MINISTER, DIRECTOR GENERAL OF BUREAU, DEPUTY-DIRECTOR GENERAL OF BUREAU LEVEL. "ADMINISTRATIVE SERVICE (I) CLASS 11 THROUGH CLASS 9" REPRESENTS DIRECTOR OF DIVISION.

## 68. VOTING RATES IN UNIFIED LOCAL ELECTIONS

	1979		1983		1987		1991		1995		1999	
	FEMALE	MALE	FEMALE	MALE	FEMALE	MALE	FEMALE	MALE	FEMALE	MALE	FEMALE	MALE
PREFECTURAL GOVERNORS	65.18	62.93	64.92	61.40	61.58	57.89	56.41	52.36	56.7	53.4	58.3	55.2
MEMBERS OF PREFECTURAL ASSEMBLIES	70.63	68.05	69.92	66.90	68.35	64.85	62.40	58.45	57.9	54.5	58.1	55.2
MAYORS OF DESIGNATED MAJOR CITIES	70.78	66.32	73.81	68.04	69.44	64.34	67.31	64.02	62.4	59.5	60.3	58.8
MEMBERS OF DESIGNATED MAJOR CITIES' ASSEMBLIES	59.99	55.54	62.64	57.26	61.01	55.53	54.56	48.98	50.8	46.1	52.6	48.7
MAYORS OF CITIES	77.28	73.25	74.44	70.21	72.44	68.02	69.24	63.72	62.3	57.6	63.0	58.6
MEMBERS OF CITY ASSEMBLIES	78.26	73.78	77.62	72.72	72.57	67.89	68.13	62.45	62.6	57.8	63.2	58.8
HEADS OF SPECIAL WARDS	58.25	52.26	56.94	50.41	53.79	47.62	52.68	45.65	46.7	41.8	49.9	45.1
MEMBERS OF SPECIAL WARDS' ASSEMBLIES	59.05	53.06	57.70	51.08	54.05	47.76	52.46	45.40	46.1	41.2	49.7	44.9
HEADS OF TOWNS AND VILLAGES	90.90	88.82	93.13	90.52	91.07	88.25	88.23	84.38	85.2	81.7	83.9	80.6
MEMBERS OF TOWN/VILLAGE ASSEMBLIES	93.62	91.18	93.47	90.79	91.70	88.67	89.03	85.15	85.3	81.4	83.9	80.2

SOURCE: MINISTRY OF PUBLIC MANAGEMENT, HOME AFFAIRS, POSTS AND TELECOMMUNICATIONS



## 69. NUMBER OF FEMALE MEMBERS IN LOCAL ASSEMBLIES

	PREFECTURAL ASSEMBLIES			CITY ASSEMBLIES			TOWN & VILLAGE ASSEMBLIES			SPECIAL WARDS ASSEMBLIES			TOTAL		
	TOTAL	FEMALE	RATIO (%)	TOTAL	FEMALE	RATIO (%)	TOTAL	FEMALE	RATIO (%)	TOTAL	FEMALE	RATIO (%)	TOTAL	FEMALE	RATIO (%)
DECEMBER 1984	2 871	35	1.2	19 888	586	2.9	45 760	377	0.8	1 059	80	7.6	69 578	1 078	1.5
DECEMBER 1985	2 857	38	1.3	19 729	601	3.0	45 293	390	0.9	1 032	73	7.1	68 911	1 102	1.6
DECEMBER 1986	2 811	39	1.4	19 599	632	3.2	44 827	404	0.9	1 029	79	7.7	68 266	1 154	1.7
DECEMBER 1987	2 895	64	2.2	19 431	768	4.0	43 923	522	1.2	1 050	93	8.9	67 299	1 447	2.2
DECEMBER 1988	2 874	67	2.3	19 358	784	4.1	43 486	536	1.2	1 041	93	8.9	66 759	1 480	2.2
DECEMBER 1989	2 844	75	2.6	19 241	817	4.2	43 113	579	1.3	1 028	91	8.9	66 226	1 562	2.4
DECEMBER 1990	2 798	72	2.6	19 070	862	4.5	42 728	608	1.4	1 020	91	8.9	65 616	1 633	2.5
DECEMBER 1991	2 921	82	2.8	19 313	1 082	5.6	42 528	817	1.9	1 027	121	11.8	65 789	2 102	3.2
DECEMBER 1992	2 896	82	2.8	19 252	1 111	5.8	42 188	844	2.0	1 024	121	11.8	65 360	2 158	3.3
DECEMBER 1993	2 839	73	2.6	19 130	1 134	5.9	41 944	910	2.2	1 004	121	12.1	64 917	2 238	3.4
DECEMBER 1994	2 812	76	2.7	19 008	1 158	6.1	41 618	923	2.2	990	122	12.3	64 428	2 279	3.5
DECEMBER 1995	2 927	92	3.1	19 050	1 392	7.3	41 653	1 128	2.7	1 012	145	14.3	64 642	2 757	4.3
DECEMBER 1996	2 876	94	3.3	19 071	1 412	7.4	41 306	1 198	2.9	1 007	145	14.4	64 260	2 849	4.4
DECEMBER 1997	2 872	99	3.4	18 965	1 439	7.6	40 977	1 275	3.1	993	141	14.2	63 807	2 954	4.6
DECEMBER 1998	2 837	99	3.5	18 755	1 491	7.9	40 559	1 339	3.3	989	141	14.3	63 140	3 070	4.9
DECEMBER 1999	2 898	158	5.5	18 550	1 821	9.8	40 076	1 702	4.2	972	191	19.7	62 496	3 872	6.2
DECEMBER 2000	2 888	159	5.5	18 379	1 855	10.1	39 707	1 777	4.5	967	191	19.8	59 053	3 823	6.5
DECEMBER 2001	2 859	163	5.7	18 346	1 925	10.5	39 205	1 871	4.8	941	188	20.0	58 492	3 984	6.8

SOURCE: MINISTRY OF PUBLIC MANAGEMENT, HOME AFFAIRS, POSTS AND TELECOMMUNICATIONS

70. WOMEN GOVERNORS AND MAYORS IN LOCAL GOVERNMENTS  
(AS OF 31MARCH 2002)

CHIBA PREFECTURE	Akiko DOUMOTO
OSAKA PREFECTURE	Fusae OTA
KUMAMOTO PREFECTURE	Yoshiko SHIOTANI
HASUDA CITY, SAITAMA PREFECTURE	Akiko HIGUCHI
KUNITACHI CITY, TOKYO PREFECTURE	Kimiko UEHARA
ASHIYA CITY, HYOGO PREFECTURE	Harue KITAMURA
OGATA VILLAGE, AKITA PREFECTURE	Kita KUROSE
NODAGAWA TOWN, KYOTO PREFECTURE	Atsumi OTA
TOYONO TOWN, OSAKA PREFECTURE	Eiko KUSAKA
YUKI TOWN, HIROSHIMA PREFECTURE	Masako NAKAJIMA

SOURCE: MINISTRY OF PUBLIC MANAGEMENT, HOME AFFAIRS, POSTS AND TELECOMMUNICATIONS

71. NUMBER OF WOMEN VICE-GOVERNORS OF PREFECTURES AND WOMEN DEPUTY MAYORS OF  
GOVERNMENT-DESIGNATED CITIES (AS OF 31 MARCH 2001)

	NAME	PERIOD
VICE GOVERNOR OF AOMORI	Eiko NARITA	2 JUL 1998~
VICE GOVERNOR OF AKITA	Kumiko BANDO	1 APR 1998~30 JUN 2000
VICE GOVERNOR OF SAITAMA	Fumiko SAIGA	11 MAY 1998~31 AUG 2000
VICE GOVERNOR OF SHIZUOKA	Kumiko KITAI	26 JUL 1999~
VICE GOVERNOR OF OKAYAMA	Fusae OTA	8 JUL 1997~7 JUL 1999
VICE GOVERNOR OF YAMAGUCHI	Hiroko OIZUMI	10 JUL 1998~
VICE GOVERNOR OF EHIME	Mizue MAEDA	14 JUL 1999~
VICE GOVERNOR OF FUKUOKA	Keiko HIEDA	1 APR 1998~
VICE GOVERNOR OF KUMAMOTO	Yoshiko SHIOTANI	16 MAR 1999~15 MAR 2000

SOURCE: CABINET OFFICE

DEPUTY MAYORS OF GOVERNMENT-DESIGNATED CITIES (AS OF 31 MARCH 2001)

DEPUTY MAYOR OF YOKOHAMA CITY	Kiyoko FUJII	1 JUN 1998~
DEPUTY MAYOR OF FUKUOKA CITY	Masako SAKAMOTO	1 APR 1999~

SOURCE: CABINET OFFICE

## 72. APPOINTMENT OF WOMEN IN SENIOR POSTS IN LOCAL GOVERNMENTS (GENERAL ADMINISTRATIVE SERVICE)

(UNIT: PERSONS, %)

	OVER DIRECTOR LEVEL			OVER CHIEF MANAGER LEVEL			OVERALL LOCAL GOVERNMENT PERSONNEL		
	TOTAL			TOTAL			TOTAL		
		FEMALE	%		FEMALE	%		FEMALE	%
1997	124 376	4 448	3.6	526 711	91 018	17.3	1 130 570	357 229	31.6
1998	124 578	4 573	3.7	533 668	94 918	17.8	1 127 694	357 711	31.7
1999	124 700	4 690	3.8	540 080	98 567	18.3	1 125 576	357 592	31.8
2000	124 596	4 298	3.4	512 813	72 424	14.1	991 676	239 798	24.2
2001	124 946	4 541	3.6	514 886	74 382	14.4	983 849	237 084	24.1

SOURCE: MINISTRY OF PUBLIC MANAGEMENT, HOME AFFAIRS, POSTS AND TELECOMMUNICATIONS

(NOTE):

1. PERSONNEL REPRESENT THOSE IN GENERAL ADMINISTRATIVE SERVICE
2. "OVER DIRECTOR LEVEL" REPRESENTS DIRECTOR-GENERALS, DEPUTY DIRECTOR GENERALS AND DIRECTORS, "OVER CHIEF MANAGER LEVEL" REPRESENTS OVER DIRECTORS, ASSISTANT DIRECTORS AND CHIEF MANAGERS, "OVERALL LOCAL GOVERNMENT PERSONNEL" REPRESENTS THE TOTAL OF THOSE OVER THE LEVEL OF CHIEF MANAGERS AND OTHER OFFICIALS.
3. THE NOTICEABLE REDUCTION IN THE NUMBER OF EMPLOYEES IN 2000 IS DUE TO THE ESTABLISHMENT OF THE WELFARE SERVICE WORKFORCE IN REMUNERATION LAW, WHICH CATEGORIZED SOME OF THE EMPLOYEES WHO FALL UNDER ITS QUALIFICATION OUT OF THE GENERAL ADMINISTRATIVE SERVICE WORKFORCE.

## (ARTICLE 8)

## 73. JAPANESE WOMEN IN INTERNATIONAL ORGANIZATIONS

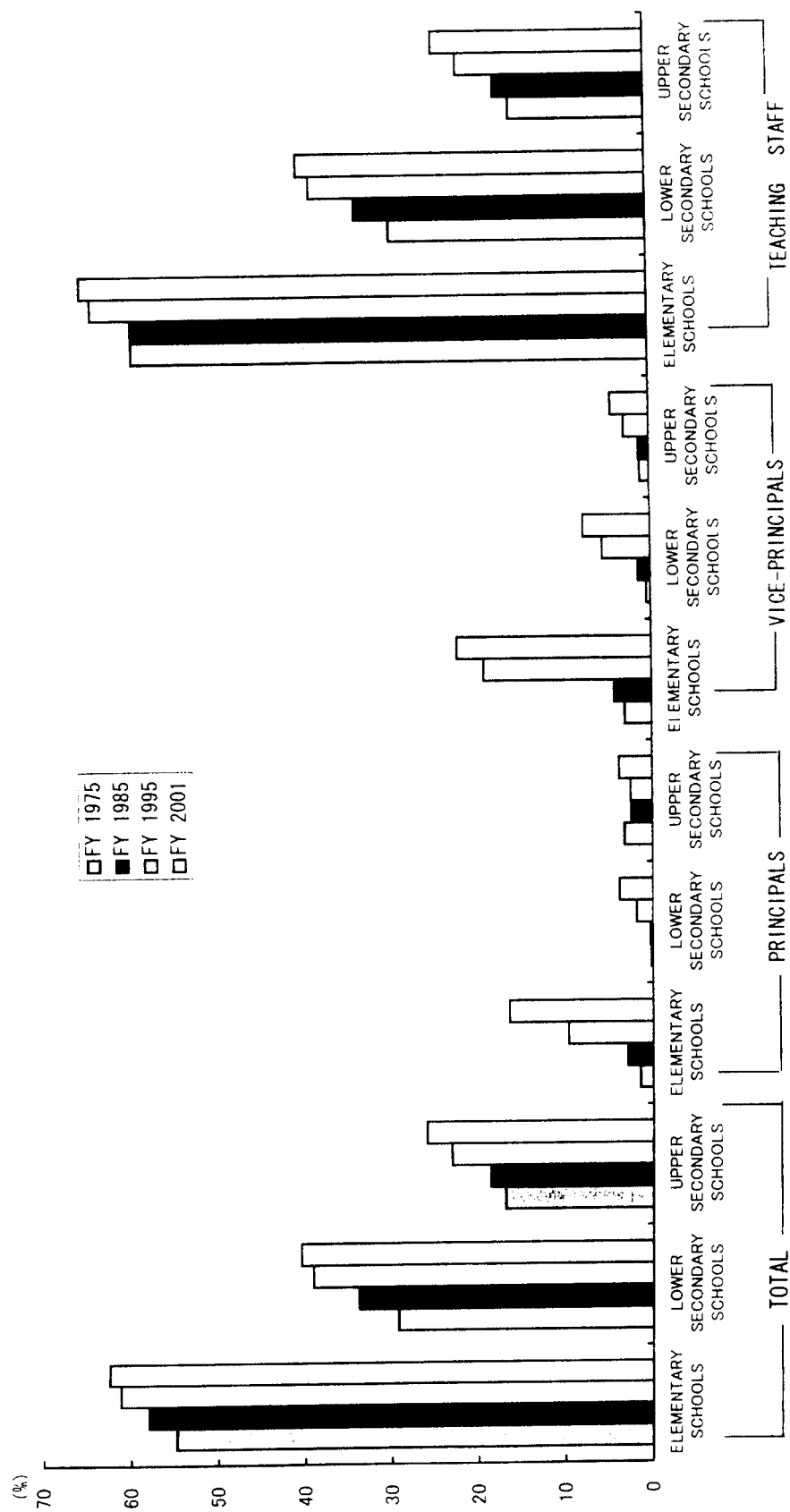
(PERSONS, %)

	1998		1999		2000		2001	
	TOTAL	FEMALE (%)	TOTAL	FEMALE (%)	TOTAL	FEMALE (%)	TOTAL	FEMALE (%)
UNITED NATIONS (UN)	78	46 (59.0)	77	45 (58.4)	83	50 (60.2)	83	49 (59.0)
UNITED NATIONS CONFERENCE ON TRADE AND DEVELOPMENT (UNCTAD)	11	3 (27.3)	11	3 (27.3)	13	4 (30.8)	13	5 (38.5)
UNITED NATIONS DEVELOPMENT PROGRAMME (UNDP)	39	19 (48.7)	49	26 (53.1)	44	21 (47.7)	48	30 (62.5)
UNITED NATIONS POPULATION FUND (UNFPA)	11	8 (72.7)	11	8 (72.7)	15	13 (86.7)	16	14 (87.5)
UNITED NATIONS ENVIRONMENT PROGRAMME (UNEP)	8	4 (50.0)	7	4 (57.1)	10	5 (50.0)	11	5 (45.5)
OFFICE OF THE UNITED NATIONS HIGH COMMISSIONER FOR REFUGEES (UNHCR)	52	31 (59.6)	58	36 (62.1)	57	36 (63.2)	56	34 (60.7)
UNITED NATIONS CHILDREN'S FUND (UNICEF)	37	29 (78.4)	34	22 (64.7)	39	27 (69.2)	45	34 (75.6)
UNITED NATIONS INDUSTRIAL DEVELOPMENT ORGANISATION (UNIDO)	21	4 (19.0)	19	4 (21.1)	14	1 (7.1)	18	1 (5.6)
UNITED NATIONS UNIVERSITY (UNU)	3	1 (33.3)	5	1 (20.0)	5	2 (40.0)	5	2 (40.0)
ECONOMIC AND SOCIAL COMMISSION FOR ASIA AND THE PACIFIC (ESCAP)	16	9 (56.3)	16	8 (50.0)	16	9 (56.3)	15	10 (66.7)
INTERNATIONAL LABOUR ORGANIZATION (ILO)	30	14 (46.7)	34	19 (55.9)	38	23 (60.5)	37	21 (56.8)
FOOD AND AGRICULTURE ORGANIZATION OF THE UNITED NATIONS (FAO)	31	5 (16.1)	31	7 (22.6)	38	13 (34.2)	43	15 (34.9)
WORLD FOOD PROGRAMME (WFP)	12	5 (41.7)	15	7 (46.7)	20	11 (55.0)	20	12 (60.0)
UNITED NATIONS EDUCATIONAL, SCIENTIFIC AND CULTURAL ORGANIZATION (UNESCO)	43	21 (48.8)	52	27 (51.9)	52	28 (53.8)	50	29 (58.0)
WORLD HEALTH ORGANIZATION (WHO)	43	14 (32.6)	41	14 (34.1)	46	12 (26.1)	44	13 (29.5)
ORGANIZATION FOR ECONOMIC CO-OPERATION AND DEVELOPMENT (OECD)	50	8 (16.0)	47	10 (21.3)	45	4 (8.9)	47	8 (17.0)
INTERNATIONAL TELECOMMUNICATION UNION (ITU)	4	1 (25.0)	4	1 (25.0)	6	1 (16.7)	8	1 (12.5)

SOURCE: MINISTRY OF FOREIGN AFFAIRS

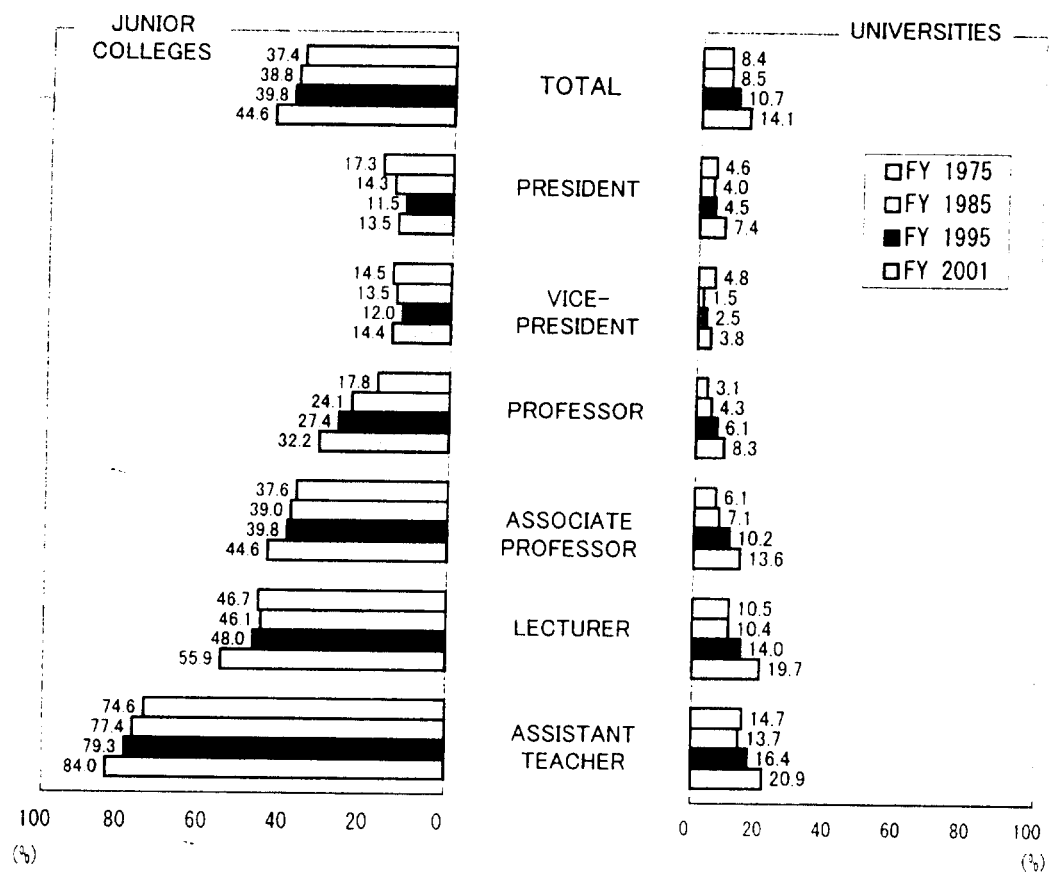
(ARTICLE 10)

## 74. RATIO OF FEMALE TEACHING STAFF (PRIMARY AND SECONDARY EDUCATION)



SOURCE: MINISTRY OF EDUCATION, CULTURE, SPORTS, SCIENCE AND TECHNOLOGY

## 75. RATIO OF FEMALE TEACHING STAFF (HIGHER EDUCATION)



SOURCE: MINISTRY OF EDUCATION, CULTURE, SPORTS, SCIENCE AND TECHNOLOGY

## 76. INSTITUTIONS FOR SOCIAL EDUCATION

	CITIZENS' PUBLIC HALLS	FACILITIES SIMILAR TO CITIZENS' PUBLIC HALLS	LIBRARIES	MUSEUMS	CENTERS FOR CHILDREN AND YOUTHS	WOMEN'S EDUCATION CENTERS	SOCIAL PHYSICAL EDUCATION FACILITIES
1978	16 452	82	1 200	493	696	89	13 662
1981	17 222	163	1 437	578	940	119	19 391
1984	17 520	282	1 642	676	1 031	100	24 605
1987	17 440	566	1 801	737	1 053	199	34 409
1990	17 347	584	1 950	799	1 154	213	-
1993	17 562	777	2 172	861	1 225	224	40 663
1996	17 819	726	2 396	985	1 319	225	48 141
1999	18 257	806	2 593	1 045	1 263	207	46 554

SOURCE: MINISTRY OF EDUCATION, CULTURE, SPORTS, SCIENCE AND TECHNOLOGY

(NOTE): 1. FIGURES ARE AS OF OCTOBER 1ST

2. THE NUMBER OF PHYSICAL EDUCATION AND SPORT FACILITIES IN 1990 WAS NOT INVESTIGATED.

## 77. STUDENTS OF AND GRADUATES FROM THE UNIVERSITY OF THE AIR

	NUMBER OF ENROLLED STUDENTS			NUMBER OF GRADUATES		
	TOTAL	FEMALE	MALE	TOTAL	FEMALE	MALE
1997						
1st TERM	65 981	37 393	28 588	543	331	212
2nd TERM	66 730	36 811	29 919	1 143	714	429
1998						
1st TERM	67 990	38 062	29 928	563	354	209
2nd TERM	69 775	38 042	31 733	1 223	811	412
1999						
1st TERM	73 446	40 410	33 036	682	443	239
2nd TERM	76 229	41 391	34 838	1 251	814	437
2000						
1st TERM	81 258	44 768	36 490	888	513	375
2nd TERM	84 086	45 634	38 452	1 982	1 273	709
2001						
1st TERM	87 065	48 875	38 190	1 188	749	439
2nd TERM	89 770	49 258	40 512	2 133	1 369	764
2002						
1st TERM	87 169	48 830	38 339	-	-	-

SOURCE: MINISTRY OF EDUCATION, CULTURE, SPORTS, SCIENCE AND TECHNOLOGY



## 78. CLASSES AND LECTURE COURSES IN SOCIAL EDUCATION BY BOARDS OF EDUCATION (DURING 1998)

	TOTAL	FOR CHILDREN & YOUTH	FOR ADULTS	FOR WOMEN	FOR THE ELDERLY	OTHERS
TOTAL	106 688	15 073	59 143	11 647	10 033	10 792
ENRICHMENT OF PERSONAL LIFE	48 408	6 503	27 567	5 695	6 340	2 303
(OF WHICH HOBBIES AND ACCOMPLISHMENTS)	21 222	2 705	13 368	2 375	1 878	896
PHYSICAL EXERCISE AND RECREATION	19 559	4 958	8 693	1 564	1 455	2 889
HOME EDUCATION AND FAMILY LIFE EDUCATION	21 558	1 008	13 586	2 380	546	4 038
VOCATIONAL KNOWLEDGE AND SKILLS	2 598	256	1 972	141	94	135
CITIZENS' CONSCIOUSNESS AND COMMUNITY LIFE	9 851	1 123	5 473	1 374	1 201	680
OTHERS	4 714	1 225	1 852	493	397	747

SOURCE: MINISTRY OF EDUCATION, CULTURE, SPORTS, SCIENCE AND TECHNOLOGY

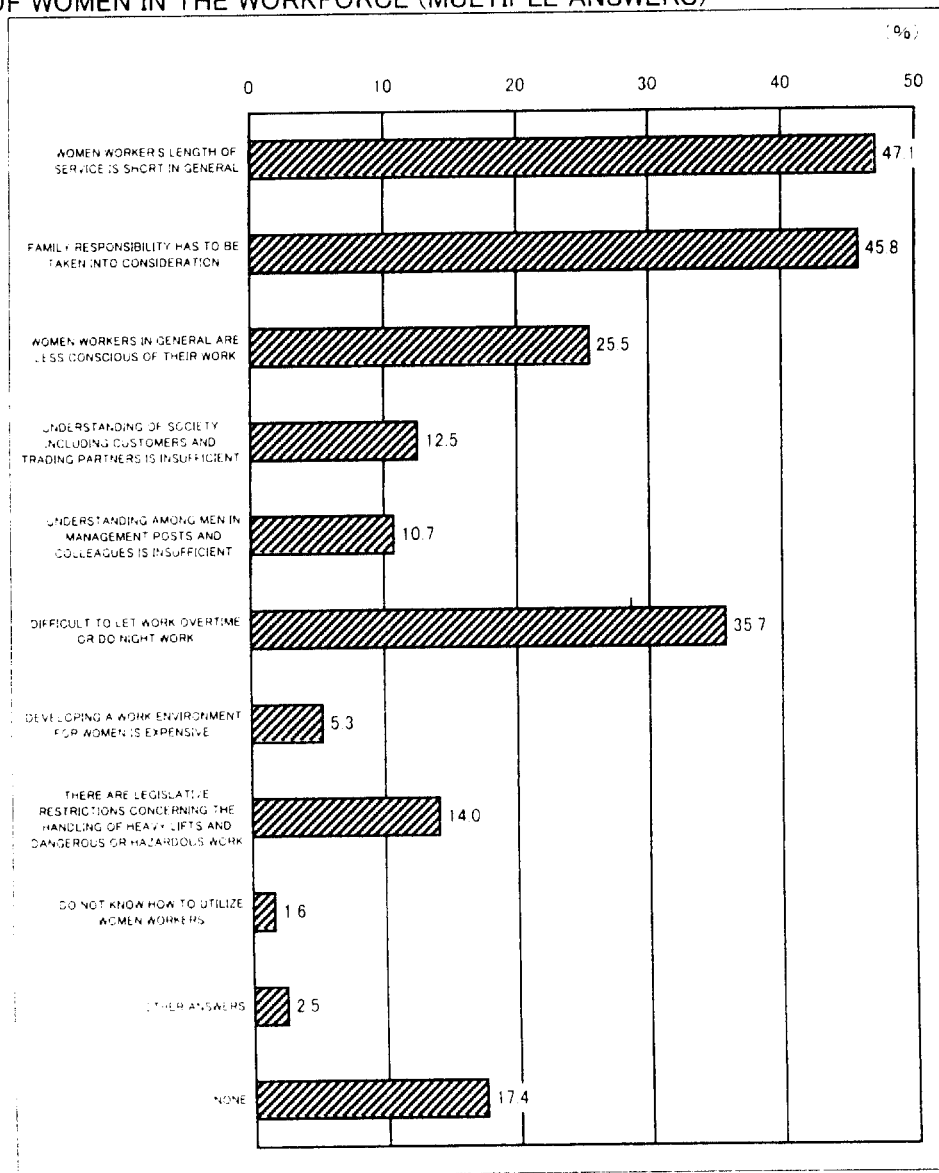
## 79. NUMBER OF WOMEN'S EDUCATION CENTERS BY TYPE OF ESTABLISHING BODY

	TOTAL	NATIONAL GOVERNMENT	PREFECTURE	CITY & WARD	TOWN	VILLAGE	LEGAL PERSONS DEFINED IN ARTICLE 34 OF CIVIL LAW
1990	214	1	15	55	16	1	126
1993	225	1	12	60	19	2	131
1996	226	1	13	65	21	2	124
1999	208	1	6	73	17	2	109

SOURCE: MINISTRY OF EDUCATION, CULTURE, SPORTS, SCIENCE AND TECHNOLOGY

(ARTICLE 11)

## 80. RATIO OF ENTERPRISES CITING ISSUES CONCERNING UTILIZATION OF WOMEN IN THE WORKFORCE (MULTIPLE ANSWERS)



SOURCE: MINISTRY OF HEALTH, LABOUR AND WELFARE

(NOTE): THE FIGURES ARE AS OF FY2000

## 81. APPOINTMENT OF EQUALITY PROMOTERS

	TOTAL NUMBER OF EQUALITY PROMOTERS
END OF FY 1996	54 074
END OF FY 1997	54 569
END OF FY 1998	55 239
END OF FY 1999	55 663
END OF FY 2000	56 790

SOURCE: MINISTRY OF HEALTH, LABOUR AND WELFARE

## 82. NUMBER OF PUBLIC VOCATIONAL TRAINING FACILITIES AND PERCENTAGE DISTRIBUTION OF STUDENTS BY GENDER

	NUMBERS OF FACILITIES	PERCENTAGE DISTRIBUTION OF STUDENTS	
		FEMALE	MALE
FY 2000	308	51.0%	49.0%

SOURCE: MINISTRY OF HEALTH, LABOUR AND WELFARE

## 83. RATIO OF THOSE TAKING PARENTAL LEAVE BY GENDER

(%)

	RATIO OF THOSE STARTING TO TAKE PARENTAL LEAVE BY GENDER			RATIO OF PERSONS WHO TOOK PARENTAL LEAVE AMONG WOMEN WORKERS WHO GAVE BIRTH	RATIO OF PERSONS WHO TOOK PARENTAL LEAVE AMONG MEN WORKERS WHOSE SPOUSE GAVE BIRTH
	TOTAL	FEMALE	MALE		
1996	100.0	99.4	0.6	49.1	0.12
1999	100.0	97.6	2.4	56.4	0.42

SOURCE: MINISTRY OF HEALTH, LABOUR AND WELFARE

(NOTE) 1996 IS FOCUSED ON OFFICES, WHICH HAVE REGULATIONS GOVERNING A PARENTAL LEAVE SYSTEM.

## 84. NUMBER AND CAPACITY OF DAY CARE CENTERS

	NUMBER OF DAY CARE CENTERS	CAPACITY
1980	21 960	2 128 190
1985	22 899	2 080 451
1990	22 703	1 978 989
1995	22 496	1 923 697
2000	22 195	1 923 157
2001	22 218	1 937 132

SOURCE: MINISTRY OF HEALTH, LABOUR AND WELFARE

(ARTICLE 12)

## 85. NUMBER AND RATE OF ABORTIONS (PER 1,000 WOMEN)

		TOTAL	UNDER 20 YEARS OLD	20-24	24-29	30-34	35-39	40-44	45-49
NUMBER	1955	1 170 143	14 475	181 522	309 195	315 788	225 152	109 652	13 027
	1980	598 084	19 048	90 337	131 826	177 506	123 277	50 280	5 215
	1985	550 127	28 038	88 733	95 195	142 474	139 594	51 302	4 434
	1990	456 797	32 431	86 367	79 205	98 232	101 705	54 924	3 753
	1995	343 024	26 117	79 712	65 727	68 592	65 470	33 586	3 734
	2000	341 146	44 477	82 598	72 626	61 836	53 078	24 117	3 583
RATE (PER 1,000 WOMEN)	1955	50.2	3.4	43.1	80.8	95.1	80.5	41.8	5.8
	1980	19.5	4.7	23.3	29.3	33.2	26.8	12.0	1.3
	1985	17.8	6.4	19.8	24.6	31.5	26.2	11.2	1.1
	1990	14.5	6.6	16.6	19.7	25.4	22.7	10.3	0.8
	1995	11.1	6.2	16.8	15.4	17.2	16.9	7.5	0.7
	2000	11.7	12.1	20.5	15.4	14.5	13.2	6.2	0.5

SOURCE: MINISTRY OF HEALTH, LABOUR AND WELFARE

(NOTE): 1955 MARKED THE HIGHEST POST-WAR RECORD.

## 86. NUMBER OF PREGNANT WOMEN WHO RECEIVED HEALTH CHECKS

	NUMBER OF PREGNANT WOMEN WHO RECEIVED HEALTH CHECKS
1997	2 123 196
1998	2 189 114
1999	2 142 494

SOURCE: MINISTRY OF HEALTH, LABOUR AND WELFARE

## 87. HEALTH GUIDANCE FOR PREGNANT WOMEN

	PREGNANT WOMEN		WOMEN AFTER CHILDBIRTH	
	NUMBER OF WOMEN WHO RECEIVED THEIR FIRST GUIDANCE	TOTAL NUMBER OF WOMEN WHO RECEIVED GUIDANCE	NUMBER OF WOMEN WHO RECEIVED THEIR FIRST GUIDANCE	TOTAL NUMBER OF WOMEN WHO RECEIVED GUIDANCE
1980	565 171	811 123	327 860	389 666
1985	549 629	752 999	363 257	431 380
1990	497 834	638 262	357 130	422 065
1995	511 702	659 897	352 619	420 809
1996	510 116	658 316	319 576	380 880
1998	565 800	608 522	208 510	261 959

SOURCE: MINISTRY OF HEALTH, LABOUR AND WELFARE

## 88. REPORT ON HEALTH SERVICE FOR THE AGED

## 1) CANCER OF THE CERVIX

	NUMBER OF PERSONS WHO RECEIVED HEALTH CHECKS	NUMBER OF THOSE WHO NEED A THOROUGH EXAMINATION	NUMBER OF PERSONS BY RESULTS				
			NO INDISPOSITION	CANCER	SUSPECTED TO HAVE A CANCER	DISEASE EXCEPT CANCER	NOT IDENTIFIED
1997	3 766 047	36 356	7 474	2 451	4 927	10 957	10 547
1998	3 565 682	34 636	7 007	2 203	4 788	11 044	9 594
1999	3 508 486	34 491	7 478	2 205	4 731	10 155	9 922

## 2) CANCER OF THE UTERUS

	NUMBER OF PERSONS WHO RECEIVED HEALTH CHECKS	NUMBER OF THOSE WHO NEED A THOROUGH EXAMINATION	NUMBER OF PERSONS BY RESULTS				
			NO INDISPOSITION	CANCER	SUSPECTED TO HAVE A CANCER	DISEASE EXCEPT CANCER	NOT IDENTIFIED
1997	265 176	4 511	1 151	247	307	921	1 885
1998	261 590	5 041	1 430	268	363	969	2 011
1999	266 292	4 625	1 281	276	376	651	2 041

## 3) BREAST CANCER

	NUMBER OF PERSONS WHO RECEIVED HEALTH CHECKS	NUMBER OF THOSE WHO NEED A THOROUGH EXAMINATION	NUMBER OF PERSONS BY RESULTS				
			NO INDISPOSITION	CANCER	SUSPECTED TO HAVE A CANCER	DISEASE EXCEPT CANCER	NOT IDENTIFIED
1997	3 228 711	139 279	36 381	3 115	1 335	69 684	28 764
1998	3 079 185	133 507	35 100	3 118	1 328	66 373	27 588
1999	3 057 444	134 788	35 403	3 328	1 065	66 891	28 101

## 4) OSTEOPOROSIS

	NUMBER OF PERSONS WHO RECEIVED HEALTH CHECKS	NUMBER OF THOSE WHO NEED A THOROUGH EXAMINATION	NUMBER OF THOSE WHO NEED GUIDANCE	NO INDISPOSITION
1997	11 229	527	1 632	9 070
1998	12 313	596	1 454	10 263
1999	14 798	455	1 606	12 737

SOURCE: MINISTRY OF HEALTH, LABOUR AND WELFARE

**89. CUMULATIVE NUMBER OF AIDS CASES AND HIV POSITIVES BY CAUSES OF TRANSMISSION (AS OF 31 MARCH 2002)**

		TOTAL	FEMALE	MALE
NUMBER OF HIV POSITIVES	HETEROSEXUAL INTERCOURSE	2 027	922	1 105
	HOMOSEXUAL INTERCOURSE * 1	1 514	1	1 513
	ABUSE OF DRUG INJECTION	26	1	25
	MATERNAL TRANSMISSION	26	13	13
	OTHERS * 2	88	35	53
	UNKNOWN	968	484	484
	TOTAL OF HIV POSITIVES	4 649	1 456	3 193
NUMBER OF AIDS CASES	HETEROSEXUAL INTERCOURSE	1 060	184	876
	HOMOSEXUAL INTERCOURSE * 1	545	1	544
	ABUSE OF DRUG INJECTION	16	1	15
	MATERNAL TRANSMISSION	15	6	9
	OTHERS * 2	58	18	40
	UNKNOWN	617	114	503
	TOTAL OF AIDS CASES	2 311	324	1 987
CLOTTING FACTORS FORMULATION * 3		1 430	17	1 413

SOURCE: MINISTRY OF HEALTH, LABOUR AND WELFARE

\* 1 HOMOSEXUAL INTERCOURSE INCLUDES BISEXUAL INTERCOURSE.

\* 2 OTHERS INCLUDE CASES OF TRANSMISSION THROUGH A BLOOD TRANSFUSION AND CASES THAT HAVE MULTIPLE PRESUMED INFECTION ROUTES.

\* 3 THESE ARE THE REPORTED FIGURES OF THOSE WHO CONTRACTED THE DISEASE FROM CLOTTING FACTORS FORMULATION ( INCLUDING 150 PATIENTS) AS OF 31 MAY 2000 BASED ON THE NATIONAL SURVEY ON BLOOD CLOTTING DEFICIENCY.



(ARTICLE 13)

## 90. STATISTICS ON FATHERLESS FAMILIES

## 1) NUMBER AND RATIO OF FATHERLESS FAMILIES BY CAUSE

YEAR OF RESEARCH	TOTAL	SEPARATED BY DEATH	SEPARATED ALIVE			
			TOTAL	DIVORCE	UNMARRIED MOTHER	OTHERS
1952	694 700 (100.0)	590 900 (85.1)	103 700 (14.9)	52 400 (7.5)	11 200 (1.6)	40 100 (5.8)
1956	1 150 000 (100.0)	896 000 (77.9)	254 000 (22.1)	168 000 (14.6)	22 000 (1.9)	64 000 (5.6)
1961	1 029 000 (100.0)	793 000 (77.1)	236 000 (22.9)	173 000 (16.8)	20 000 (1.9)	43 000 (4.2)
1967	515 300 (100.0)	351 100 (68.1)	164 200 (31.9)	122 100 (23.7)	9 400 (1.8)	32 800 (6.4)
1973	626 200 (100.0)	387 300 (61.9)	238 900 (38.2)	165 100 (26.4)	15 300 (2.4)	58 500 (9.4)
1978	633 700 (100.0)	316 100 (49.9)	317 500 (50.1)	240 100 (37.9)	30 300 (4.8)	47 100 (7.4)
1983	718 100 (100.0)	259 300 (36.1)	458 700 (63.9)	352 500 (49.1)	38 300 (5.3)	67 900 (9.5)
1988	849 200 (100.0)	252 300 (29.7)	596 900 (70.3)	529 100 (62.3)	30 400 (3.6)	37 300 (4.4)
1993	789 900 (100.0)	194 500 (24.6)	578 400 (73.2)	507 600 (64.3)	37 500 (4.7)	33 400 (4.2)
1998	954 900 (100.0)	178 800 (18.7)	763 100 (79.9)	653 600 (68.4)	69 300 (7.3)	40 200 (4.2)

SOURCE: MINISTRY OF HEALTH, LABOUR AND WELFARE

(NOTE): 1. FIGURES IN THE LEFT COLUMNS REPRESENT THE ESTIMATED NUMBER.  
FIGURES IN PARENTHESES REPRESENT THE PERCENT DISTRIBUTION.

2. THE TOTAL NUMBER INCLUDES UNIDENTIFIED CASES.

## 2) EMPLOYMENT SITUATION FOR MOTHERS (UNIT: 1,000 HOUSEHOLDS)

	TOTAL	EMPLOYED	POSITION				NOT EMPLOYED
			ENTREPRENEUR	FULL-TIME	PART-TIME	OTHERS	
TOTAL	954.9 (100.0)	810.4 (84.9) (100.0)	46.0 (5.7)	410.7 (50.7)	310.9 (38.3)	42.8 (5.3)	130.2 (13.6)
SEPARATED BY DEATH	178.8 (100.0)	139.9 (78.3) (100.0)	8.4 (6.0)	62.2 (44.5)	58.9 (42.1)	10.4 (7.4)	33.0 (18.5)
SEPARATED ALIVE	763.1 (100.0)	662.1 (86.8) (100.0)	36.3 (5.5)	345.3 (52.1)	248.1 (37.5)	32.4 (4.9)	96.5 (10.1)

SOURCE: MINISTRY OF HEALTH, LABOUR AND WELFARE

(NOTE):

- FIGURES ARE AS OF 1998
- FULL-TIME INCLUDES EMPLOYEE IN COMPANY, ASSOCIATION, GOVERNMENT AND MUNICIPAL OFFICES, ETC. WITHOUT PARTICULAR LIMIT IN TERMS OF EMPLOYMENT. PART-TIME INCLUDES TEMPORARY EMPLOYEE AND DAY LABOURER.
- OTHERS INCLUDE FAMILY EMPLOYEE.
- TOTAL NUMBER INCLUDES UNIDENTIFIED CASES.

## 3) EMPLOYMENT SITUATION FOR MOTHERS AND THEIR REQUEST FOR CHANGING JOB

TOTAL	EMPLOYED			NOT EMPLOYED (%)
		WANTS TO CONTINUE	WANTS TO CHANGE JOB	
100	84.9 (100.0)	(68.8)	(29.2)	13.6 (2.0)

SOURCE: MINISTRY OF HEALTH, LABOUR AND WELFARE

(NOTE): 1. FIGURES ARE AS OF 1998.

- TOTAL INCLUDES UNIDENTIFIED CASES.

## 4) ANNUAL INCOME IN 1997

		FATHERLESS HOUSEHOLDS	GENERAL HOUSEHOLDS
AVERAGE NUMBER OF HOUSEHOLD MEMBERS		3.16	2.95
AVERAGE NUMBERS OF MEMBERS EMPLOYED		1.05	1.42
AVERAGE INCOME (10,000 YEN)		229	658
REPRESENTATIVE VALUE (10,000 YEN)	I QUARTILE	118	298
	II QUARTILE (MEDIAN)	194	536
	III QUARTILE	291	866
AVERAGE INCOME PER MEMBER OF HOUSEHOLD (10,000 YEN)		73	223
AVERAGE INCOME PER MEMBER EMPLOYED (10,000 YEN)		218	388

SOURCE: MINISTRY OF HEALTH, LABOUR AND WELFARE

(NOTE): INCOME OF EVERY HOUSEHOLD IS TOTALED TOGETHER. THE AMOUNT IS THEN DISTRIBUTED INTO FOUR GROUPS FROM THE LOWEST INCOME TO THE HIGHEST ONE IN ORDER. THE GROUP OF HOUSEHOLDS WITH THE LOWEST INCOME IS DEFINED AS THE I QUARTILE GROUP, AND THE BOUNDARY OF THIS GROUP AND THE II QUARTILE GROUP IS SET AS THE I QUARTILE. THE SAME GOES FOR OTHER GROUPS, WITH EACH BOUNDARY SET AS THE II, III QUARTILE RESPECTIVELY, FOR THE II, III, AND IV QUARTILE GROUPS.

## 5) SITUATION FOR MONIES RECEIVED AFTER A DIVORCE FOR CHILDREARING EXPENSES

(%)

TOTAL	RECEIVING NOW	HAD RECEIVED	NEVER RECEIVED
100.0	20.8	16.4	60.1

SOURCE: MINISTRY OF HEALTH, LABOUR AND WELFARE

(NOTE): FIGURES ARE AS OF 1998.

## 6) WORRIES ABOUT CHILDREN

(%)

TOTAL	EDUCATION	DISCIPLINE	EMPLOYMENT	HEALTH	DELINQUENCY	FOODS AND NOURISHMENT	MARRIAGE	CLOTHING	OTHERS
100.0	41.4	18.7	14.7	8.8	2.4	2.4	2.3	0.9	8.4

SOURCE: MINISTRY OF HEALTH, LABOUR AND WELFARE

(NOTE): FIGURES ARE AS OF 1998.

## 7) WORRIES IN GENERAL

(%)

TOTAL	FAMILY BUDGET	JOB	HOUSING	HEALTH	HOUSEKEEPING	OTHERS
100.0	37.9	22.4	18.5	12.6	1.8	6.8

SOURCE: MINISTRY OF HEALTH, LABOUR AND WELFARE

(NOTE): FIGURES ARE AS OF 1998.

## 91. STATISTICS ON MOTHERLESS FAMILIES

## 1) NUMBER AND RATIO OF MOTHERLESS FAMILIES BY THE CAUSE

YEAR OF RESEARCH	TOTAL		SEPARATED BY DEATH		SEPARATED ALIVE				
					TOTAL		DIVORCE		OTHERS
1983	167 300	(100.0)	66 900	(40.0)	100 500	(60.1)	90 700	(54.2)	9 800 (5.8)
1988	173 300	(100.0)	62 200	(35.9)	111 200	(64.1)	96 000	(55.4)	15 200 (8.7)
1993	157 300	(100.0)	50 700	(32.2)	103 100	(65.6)	98 500	(62.6)	4 600 (2.9)
1998	163 400	(100.0)	52 000	(31.8)	106 100	(64.9)	93 400	(57.1)	12 700 (7.8)

SOURCE: MINISTRY OF HEALTH, LABOUR AND WELFARE

(NOTE): 1. FIGURES IN THE LEFT COLUMNS ARE THE ESTIMATED NUMBERS.

FIGURES IN PARENTHESES ARE THE PERCENT DISTRIBUTION.

2. TOTAL NUMBERS INCLUDE UNIDENTIFIED CASES.

## 2) CONDITION OF EMPLOYMENT OF FATHERS

(%)

TOTAL	EMPLOYED	POSITION				NOT EMPLOYED
		ENTREPRENEUR	FULL-TIME	PART-TIME	OTHERS	
100.0	89.4	13.7	75.3	6.9	4.1	7.8

SOURCE: MINISTRY OF HEALTH, LABOUR AND WELFARE

(NOTE): 1. FIGURES ARE AS OF 1998.

2. FULL-TIME INCLUDES EMPLOYEE IN COMPANY, ASSOCIATION, GOVERNMENT AND MUNICIPAL OFFICES, ETC. WITHOUT PARTICULAR LIMIT IN TERMS OF EMPLOYMENT. PART-TIME INCLUDES TEMPORARY EMPLOYEE AND DAY LABOURER.

3. OTHERS INCLUDES FAMILY EMPLOYEE..

4. TOTAL INCLUDES UNIDENTIFIED CASES.

## 3) ANNUAL INCOME SITUATION OF 1997

	MOTHERLESS HOUSEHOLDS	GENERAL HOUSEHOLDS
AVERAGE NUMBER OF HOUSEHOLD MEMBERS	3.45	2.95
AVERAGE NUMBERS OF MEMBERS EMPLOYED	1.11	1.42
AVERAGE INCOME (10,000 YEN)	422	658
REPRESENTATIVE VALUE (10,000 YEN)	I QUARTILE	251
	II QUARTILE (MEDIAN)	405
	III QUARTILE	578
AVERAGE INCOME PER MEMBER OF HOUSEHOLD (10,000 YEN)	122	223
AVERAGE INCOME PER MEMBER EMPLOYED (10,000 YEN)	380	388

SOURCE: MINISTRY OF HEALTH, LABOUR AND WELFARE

(NOTE): INCOME OF EVERY HOUSEHOLD IS TOTALED TOGETHER. THE AMOUNT IS THEN DISTRIBUTED INTO FOUR GROUPS FROM THE LOWEST INCOME TO THE HIGHEST ONE IN ORDER. THE GROUP OF HOUSEHOLDS WITH THE LOWEST INCOME IS DEFINED AS THE I QUARTILE GROUP, AND THE BOUNDARY OF THIS GROUP AND THE II QUARTILE GROUP IS SET AS THE I QUARTILE. THE SAME GOES FOR OTHER GROUPS, WITH EACH BOUNDARY SET AS THE II, III QUARTILE RESPECTIVELY, FOR THE II, III, AND IV QUARTILE GROUPS.

## 4) WORRIES ABOUT CHILDREN

TOTAL	EDUCATION	DISCIPLINE	EMPLOYMENT	HEALTH	DELINQUENCY	FOODS AND NOURISHMENT	MARRIAGE	CLOTHING	OTHERS
100.0	26.7	13.7	13.7	8.1	3.7	15.5	3.1	3.1	12.4

(%)

SOURCE: MINISTRY OF HEALTH, LABOUR AND WELFARE

(NOTE): FIGURES ARE AS OF FY 1998.

## 5) WORRIES IN GENERAL

TOTAL	FAMILY BUDGET	JOB	HOUSING	HEALTH	HOUSEKEEPING	OTHERS
100.0	19.7	11.4	12.6	15.6	34.1	6.6

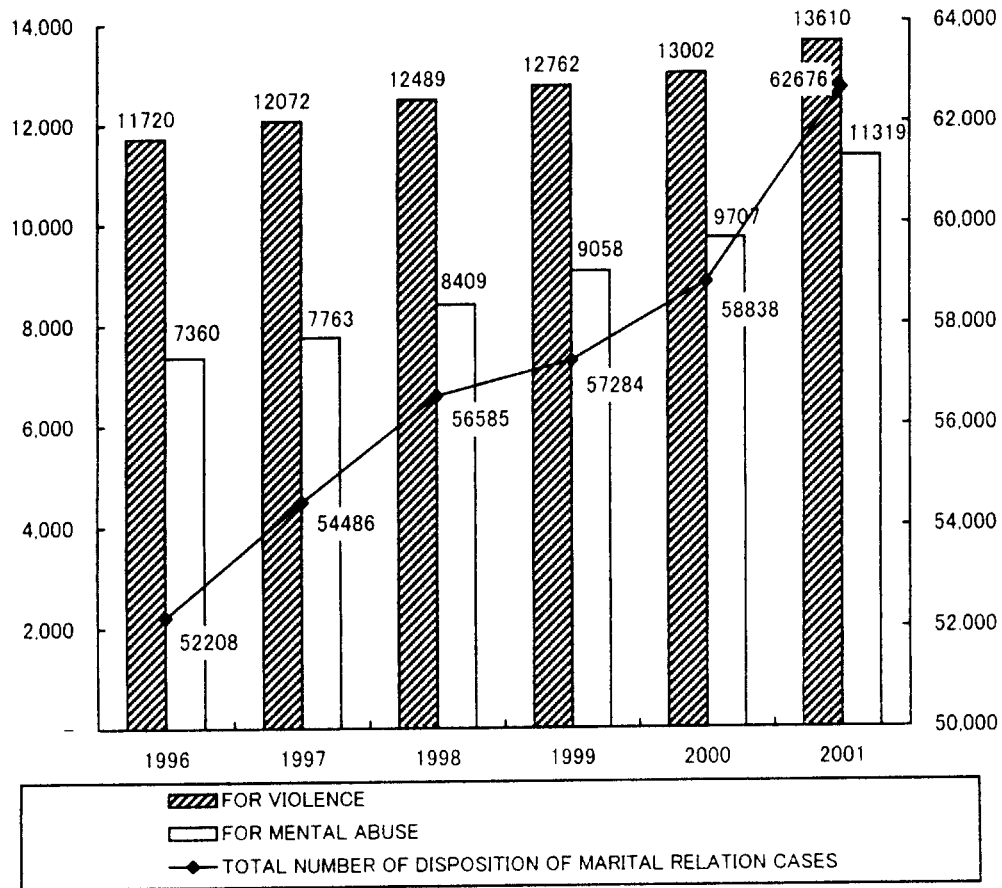
(%)

SOURCE: MINISTRY OF HEALTH, LABOUR AND WELFARE

(NOTE): FIGURES ARE AS OF FY 1998.

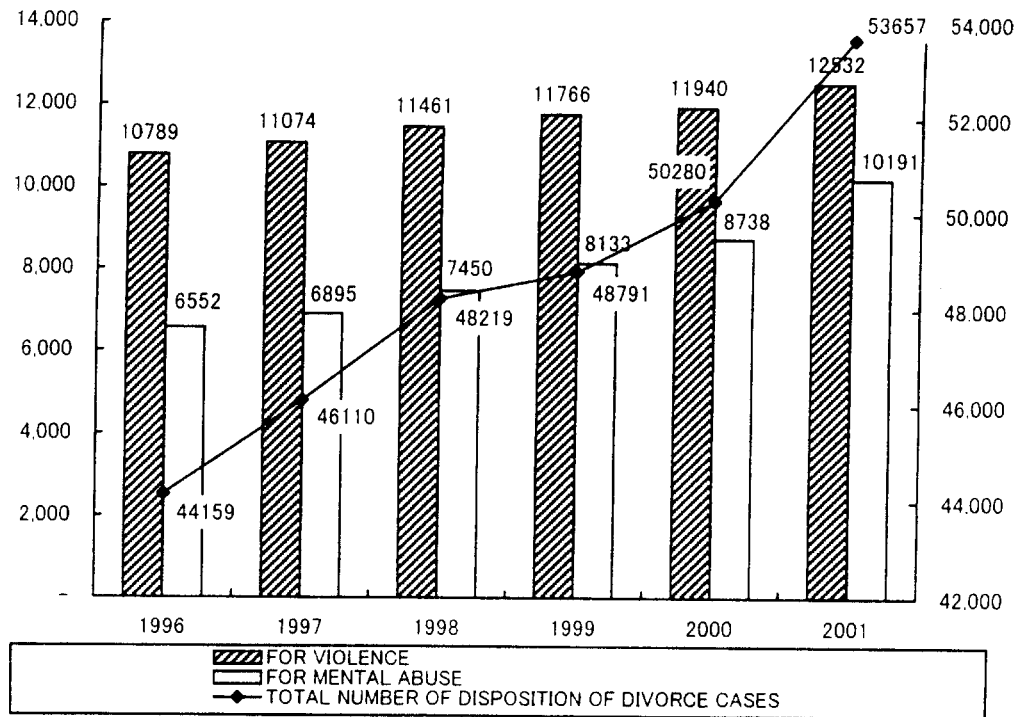
(ARTICLE 16)

92. TOTAL NUMBER OF DISPOSITION OF MARITAL RELATION CASES AND THE NUMBER OF MARITAL RELATION CASES FILED BY WIVES FOR REASONS OF VIOLENCE AND MENTAL ABUSE BY HUSBANDS



PROVIDED BY THE MINISTRY OF JUSTICE

93 TOTAL NUMBER OF DISPOSITION OF DIVORCE CASES AND THE NUMBER OF DIVORCE CASES FILED BY WIVES FOR REASONS OF VIOLENCE AND MENTAL ABUSE BY HUSBANDS



PROVIDED BY THE MINISTRY OF JUSTICE



## 94. MOTIVES FOR APPLICATION OF MARITAL RELATION CASES BY AGE GROUP OF THE APPLICANT (2001)

	TOTAL	CONFLICT OF PERSONALITY	UNFAITHFUL	VIOLENCE	TOO MUCH DRINKING	SPEND THRIFT	ABNORMAL CHARACTER	MENTAL ABUSE	NEGLECT OF FAMILY	TROUBLE WITH FAMILIES AND RELATIVES	DO NOT GIVE LIVING EXPENSES
TOTAL	45 045 (%)	20 476 (45.4%)	12 284 (27.3%)	13 610 (30.2%)	4 554 (10.1%)	7 630 (16.9%)	3 732 (8.3%)	11 319 (25.1%)	6 661 (14.8%)	4 869 (10.8%)	10 177 (22.6%)
UNDER 30	11 244 (%)	5 290 (47.0%)	3 241 (28.8%)	3 482 (31.0%)	777 (6.9%)	2 055 (18.3%)	921 (8.2%)	2 725 (24.2%)	1 760 (15.7%)	1 337 (11.9%)	2 204 (19.6%)
30s	17 161 (%)	8 008 (46.7%)	4 671 (27.2%)	4 809 (28.0%)	1 479 (8.6%)	3 044 (17.7%)	1 383 (8.1%)	4 480 (26.1%)	2 561 (14.9%)	1 831 (10.7%)	3 555 (20.7%)
40s	9 195 (%)	4 167 (45.3%)	2 210 (24.0%)	2 765 (30.1%)	1 174 (12.8%)	1 497 (16.3%)	705 (7.7%)	2 350 (25.6%)	1 399 (15.2%)	1 076 (11.7%)	2 375 (25.8%)
50s	5 486 (%)	2 264 (41.3%)	1 611 (29.4%)	1 764 (32.2%)	850 (15.5%)	807 (14.7%)	488 (8.9%)	1 260 (23.0%)	697 (12.7%)	479 (8.7%)	1 552 (28.3%)
60s	1 607 (%)	634 (39.5%)	451 (28.1%)	643 (40.0%)	245 (15.2%)	194 (12.1%)	192 (11.9%)	409 (25.5%)	194 (12.1%)	117 (7.3%)	393 (24.5%)
OVER 70	361 (%)	113 (31.3%)	100 (27.7%)	147 (40.7%)	29 (8.0%)	33 (9.1%)	43 (11.9%)	95 (26.3%)	50 (13.9%)	29 (8.0%)	98 (27.1%)

(NOTE): FIGURES ARE PRELIMINARY FIGURES.

PROVIDED BY THE MINISTRY OF JUSTICE